

Spacing

Buttons & Links

Additional Styling

Options

Frames

Form Styling

Guides

SAVE CHANGES

Version 2.6.0-alpha

Spacing

Borders

Avatars

### Components

Table Of Contents (RC) ⓘ

on

off



Modal (RC) ⓘ

on

off



Trigger (RC) ⓘ

on

off



Slider (Beta) ⓘ

on

off



Slider Controls (Beta) ⓘ

on

off



Accordion (Beta) ⓘ

on

off



Tabs (Beta) ⓘ

on

off



Switch (Beta) ⓘ

on

off



### Additional Frames Options

Adjust Template Thumbnail Size ⓘ

on

off



Video





Block

#brxe-1ggddn

CONTE... STYLE

GRID ITEM

Grid column auto / auto

Grid row auto / auto

Use query loop ☐

HTML tag div

Display flex

Flex wrap No wrap

Direction

Align self

Align main axis

Align cross axis

Column gap normal

Row gap normal

Flex grow 0

Flex shrink 1

Flex basis auto

Order 0

automaticcss

## Frequently Asked Questions

Check out our frequently asked questions. If you don't see your question answered here, go ahead and contact us.

CONTACT US

Structure

- Section
  - Container
    - Block
      - Heading
      - Basic Text
      - Button
      - Block

In this example we use the accordion for FAQ





Accordion Hash (Builder) x Automatic CSS < bricks-acss x Accordion (Builder) x Accordion - bricks-acss x

Not Secure bricks-acss-new.local/accordion-2/?bricks=run

Facebook Hey! Business Personal Hosting Resources Basecamp Automatic.css Frames Hubspot HelpScout Geni.us InnerCircle ACSS Hey! Notification i... UserMaven Avventure JS MT

acd

Accordion Accordion ...

Frames Acc

**automatic.css**

## Frequently Asked Questions

Check out our frequently asked questions. If you don't see your question answered here, go ahead and contact us.

[CONTACT US](#)

The other 2 accordion elements are native bricks. We use Frames Accordion!

01:54



The screenshot shows a web browser window with multiple tabs open, including 'Accordion Hash (Builder)', 'Automatic CSS - bricks-acss', 'Accordion (Builder)', and 'Accordion - bricks-acss'. The address bar shows 'bricks-acss-new.local/accordion-2/?bricks=run'. The website being previewed is 'automaticcss' and features a 'Frequently Asked Questions' section. The text reads: 'Check out our frequently asked questions. If you don't see your question answered here, go ahead and contact us.' Below this is a blue 'CONTACT US' button. To the right, there are two accordion components. The first is titled 'Accordion 1' and contains the text 'Content of the accordion'. The second is titled 'Accordion 2' and also contains the text 'Content of the accordion'. A video player is overlaid on the bottom right of the browser window, showing a man wearing a grey cap and glasses. The video player controls at the bottom show a progress bar at 02:00.

automaticcss

## Frequently Asked Questions

Check out our frequently asked questions. If you don't see your question answered here, go ahead and contact us.

[CONTACT US](#)

**Accordion 1**

Content of the accordion

**Accordion 2**

Content of the accordion

Structure

- Section
  - Container
    - Block
      - Heading
      - Basic Text
      - Button
    - Block
      - Frames Accordion
        - Item
          - Header
            - Title
          - Icon Wrapper
            - Icon
          - Body
            - Content Wrapper
              - Content
        - Item
          - Header



automatic.css

## Frequently Asked Questions

Check out our frequently asked questions. If you don't see your question answered here, go ahead and contact us.

CONTACT US

### Accordion 1



Content of the accordion

### Accordion 2





The screenshot displays a web browser window with the URL `bricks-acss-new.local/accordion-2/?bricks=run`. The page features the **automatic.acss** logo and a section titled **Frequently Asked Questions**. Below the title, a paragraph reads: "Check out our frequently asked questions. If you don't see your question answered here, go ahead and contact us." A blue **CONTACT US** button is positioned below the text.

Four accordion components are listed, each with a title and a content area:

- Accordion 1**: Content of the accordion
- Accordion 2**: Content of the accordion
- Accordion 3**: Content of the accordion
- Accordion 4**: Content of the accordion

A text overlay in the center of the screen states: "We have duplicated the default 2 items so that we have 4 items. Now we want to have a gap between those items." A small blue icon with a plus sign and a minus sign is visible at the bottom right of the fourth accordion's content area.

The browser's left sidebar shows a navigation menu with options like **Frames Accor...**, **CONTE...**, **STYLE**, **Toggle All in Builder**, **SETTINGS**, **HEAD STYLING**, and **BODY STYLING**. The right sidebar displays a **Structure** panel with a tree view of the page's components, including **Section**, **Container**, **Block**, **Heading**, **Basic Text**, **Button**, **Frames Accordion**, **Item**, **Header**, **Title**, **Icon Wrapper**, **Icon**, **Body**, **Content Wrapper**, and **Content**.

A video inset in the bottom right corner shows a man wearing a cap and glasses, speaking.



## Frequently Asked Questions

Check out our frequently asked questions. If you don't see your question answered here, go ahead and contact us.

[CONTACT US](#)

### Accordion 1

Content of the accordion

### Accordion 2

Content of the accordion

### Accordion 3

Content of the accordion

### Accordion 4

Content of the accordion





automatic.css

## Frequently Asked Questions

Check out our frequently asked questions. If you don't see your question answered here, go ahead and contact us.

CONTACT US

Accordion 1



Accordion 2



Accordion 3



Accordion 4





Component Overview- Accessible Accordion & Toggle.mp4

Accordion Hash (Builder) x Automatic CSS < bricks-acss x Accordion (Builder) x Accordion - bricks-acss x +

Not Secure bricks-acss-new.local/accordion-2/?bricks=run

Facebook Hey! Business Personal Hosting Resources Basecamp Automatic.css Frames Hubspot HelpScout GenLus InnerCircle ACSS Hey! Notification L... UserMaven Avventure JS MTLC Examples Docs: Home (Tem... Home (Builder)

Frames Accor... #brxe-vtgclo

CONTE... STYLE

Toggle All in Builder

SETTINGS

HEAD STYLING

Padding

Background Color

Typography

Border

HEAD - ACTIVE

Background Color

Border

Typography

ICON - DEFAULT

Color

Background Color

Border

Size

Wrapper Size

ICON - ACTIVE

Color

Background Color

Border

Transform

automaticcss

## Frequently Asked Questions

Check out our frequently asked questions. If you don't see your question answered here, go ahead and contact us.

CONTACT US

2 Most of the settings you find in the parent container

1

Accordion 1

Content of the accordion

Accordion 2

Content of the accordion

Accordion 3

Content of the accordion

Accordion 4

Content of the accordion

04:37



Component Overview- Accessible Accordion & Toggle.mp4

Accordion Hash (Builder) x Automatic CSS < bricks-acss x Accordion (Builder) x Accordion - bricks-acss x +

Not Secure bricks-acss-new.local/accordion-2/?bricks=run

Facebook Hey! Business Personal Hosting Resources Basecamp Automatic.css Frames Hubspot HelpScout GenLus InnerCircle ACSS Hey! Notification L... UserMaven Avventure JS MTLC Examples Docs: Home (Tem... Home (Builder)

Frames Accor... #brxe-vtgclo

CONTE... STYLE

Toggle All in Builder ☒

SETTINGS

HEAD STYLING

BODY STYLING

automatic.css

**Toggle on in builder is default setting. Otherwise you wouldn't see the content.**

Check out our frequently asked questions. If you don't see your question answered here, go ahead and contact us.

[CONTACT US](#)

**Accordion 1**

Content of the accordion

**Accordion 2**

Content of the accordion

**Accordion 3**

Content of the accordion

**Accordion 4**

Content of the accordion

Structure

- Section
  - Container
    - Block
      - Heading
      - Basic Text
      - Button
    - Block
      - Frames Accordion

Section

04:58



automaticcss

## Frequently Asked Questions

Check out our frequently asked questions. If you don't see your question answered here, go ahead and contact us.

CONTACT US

Accordion 1



Accordion 2



Accordion 3



Accordion 4



The setting is for the builder only. On the frontend they items are all closed at loading time.





FacebookHey!BusinessPersonalHostingResourcesBasecampAutomatic.cssFramesHubspotHelpScoutGeni.usInnerCircleACSSHey! Notification i...UserMavenAvventureJSMTI

Frames Accor...#brxe-vtgclo

CONTE...STYLE

Toggle All in Builder

SETTINGS

DEFAULT BEHAVIOR

First Item Opened

All Items Expanded

Expand specific items

Scroll To Hash

Close Previous Item

GENERAL STYLING

Expand Duration300

Gap between itemsvar(--content-g

ADDITIONAL SETTINGS

Tagdiv

Add Faq Schema

HEAD STYLING

BODY STYLING

automatic.css

Frequently Asked Questions

Check out our frequently asked questions. If you don't see your question answered here, go ahead and contact us.

CONTACT US

Accordion 1

Content of the accordion

Accordion 2

Content of the accordion

Accordion 3

Content of the ac

Accordion 4

Content of the accordion

05:26



FacebookHey!BusinessPersonalHostingResourcesBasecampAutomatic.cssFramesHubspotHelpScoutGeni.usInnerCircleACSSHey! Notification i...UserMavenAvventureJSMTI

b

Frames Accor...#brxe-vtgclo

CONTE...STYLE

Toggle All in Builder

SETTINGS

DEFAULT BEHAVIOR

First Item Opened

All Items Expanded

Expand specific Items

Add class fr-accordion\_\_item--expanded to items you want to expand by default

Scroll To Hash

Close Previous Item

GENERAL STYLING

Expand Duration300

Gap between itemsvar(--content-g

ADDITIONAL SETTINGS

Tagdiv

Add Faq Schema

HEAD STYLING

BODY STYLING

automatic.css

Frequently Asked Questions

Check out our frequently asked questions. If you don't see your question answered here, go ahead and contact us.

CONTACT US

Accordion 1

Content of the accordion

Accordion 2

Content of the accordion

Accordion 3

Content of the ac

Accordion 4

Content of the accordion

06:45

Special setting





## asked Questions

asked questions. If you don't see your  
ahead and contact us.

### Accordion 1



Content of the accordion

### Accordion 2




Content of the accordion

### Accordion 3



Content of the accordion



### Accordion 4



Block

Content of the accordion



We select item 3  
in this example

- Section
  - Container
    - Block
      - Heading
      - Basic Text
      - Button
    - Block
      - Frames Accordion
        - Item
        - Item
        - Item
        - Item





Component Overview- Accessible Accordion & Toggle.mp4

Accordion Hash (Builder) x Automatic CSS x bricks-acss x Accordion (Builder) x Accordion - bricks-acss x +

Not Secure bricks-acss-new.local/accordion-2/?bricks=run

Facebook Hey! Business Personal Hosting Resources Basecamp Automatic.css Frames Hubspot HelpScout Geni.us InnerCircle ACSS Hey! Notification L... UserMaven Avventure JS MTLC Examples Docs: Home (Tem... Home (Builder)

Item

.fr-accordion\_\_item--expanded x 1

CONTENTS STYLE

Use query loop

HTML tag div

Display flex

Flex wrap No wrap

Direction

Align self

Align main axis

Align cross axis

Column gap normal

Row gap normal

Flex grow 0

Flex shrink 1

Flex basis auto

Order 0

automatic.css

**We put the class on item 3**

**Frequently Asked Questions**

Check out our frequently asked questions. If you don't see your question answered here, go ahead and contact us.

CONTACT US

**Accordion 1**

Content of the accordion

**Accordion 2**

Content of the accordion

**Accordion 3**

Content of the accordion

**Accordion 4**

Content of the accordion

Structure

- Section
  - Container
    - Block
      - Heading
      - Basic Text
      - Button
    - Block
      - Frames Accordion
        - Item
        - Item
        - Item
        - Item

07:33



automaticcss

## Frequently Asked Questions

Check out our frequently asked questions. If you don't see your question answered here, go ahead and contact us.

[CONTACT US](#)

### Accordion 1



### Accordion 2



### Accordion 3



Content of the accordion

### Accordion 4





The screenshot shows a web browser window displaying a video player. The video content is a web application with an accordion component. The browser's address bar shows the URL `bricks-acss-new.local/accordion-2/?bricks=run`. The web application has a header with the logo "automaticcss" and a main section titled "Frequently Asked Questions". Below the title, there is a paragraph: "Check out our frequently asked questions. If you don't see your question answered here, go ahead and contact us." and a blue button labeled "CONTACT US".

On the left side of the web application, there is a settings panel with the following sections:

- Frames Accor...**
- CONTE...** and **STYLE**
- Toggle All in Builder** (toggle switch)
- SETTINGS** (dropdown menu)
- DEFAULT BEHAVIOR**
  - First Item Opened (toggle switch)
  - All Items Expanded (toggle switch)
  - Expand specific items (toggle switch)
  - Scroll To Hash (toggle switch)
  - Close Previous Item (toggle switch)
- GENERAL STYLING**
  - Expand Duration: 300
  - Gap between items: `var(--content-g)`
- ADDITIONAL SETTINGS**
  - Tag: `div`
  - Add Faq Schema (toggle switch)
- HEAD STYLING**
- BODY STYLING**

A yellow arrow points to the "Expand specific items" toggle switch in the "DEFAULT BEHAVIOR" section. A text box next to the arrow says "If we turn off...".

On the right side of the web application, there is a "Structure" panel showing the component hierarchy:

- Section
  - Container
    - Block
      - Heading
      - Basic Text
      - Button
    - Block
      - Frames Accordion
        - Item
        - Item
        - Item
        - Item

The accordion component is shown with four items, each with a title and a content area:

- Accordion 1**: Content of the accordion
- Accordion 2**: Content of the accordion
- Accordion 3**: Content of the accordion
- Accordion 4**: Content of the accordion

The video player interface includes a progress bar at the bottom showing a duration of 08:00.



automaticcss

## Frequently Asked Questions

Check out our frequently asked questions. If you don't see your question answered here, go ahead and contact us.

[CONTACT US](#)

Even though item 3 has still the class  
it's no longer open at load time.

Accordion 1



Accordion 2



Accordion 3



Accordion 4





The screenshot displays the Automatic CSS website builder interface. On the left is a dark sidebar with various settings panels. The main workspace shows a preview of a website with an accordion component. A yellow arrow points from the 'Scroll To Hash' toggle in the sidebar to the 'Frequently Asked Questions' section in the preview.

**Frames Accor...**

#brxe-vtgclo

CONTE... STYLE

- Toggle All in Builder ☒
- SETTINGS ☐

**DEFAULT BEHAVIOR**

- First Item Opened ☐
- All Items Expanded ☐
- Expand specific items ☐
- Scroll To Hash ☒ (highlighted by yellow arrow)
- Close Previous Item ☐

**GENERAL STYLING**

- Expand Duration 300
- Gap between items var(--content-g)

**ADDITIONAL SETTINGS**

- Tag div ☐
- Add Faq Schema ☐

**HEAD STYLING** >

**BODY STYLING** >

**automatic.css**

## Frequently Asked Questions

Check out our frequently asked questions. If you don't see your question answered here, go ahead and contact us.

CONTACT US

**Accordion 1**

Content of the accordion

**Accordion 2**

Content of the accordion

**Accordion 3**

Content of the ad

**Accordion 4**

Content of the ad

08:23



automatic.css

We made our page longer to have room for scrolling.

## Frequently Asked Questions

Check out our frequently asked questions. If you don't see your question answered here, go ahead and contact us.

### Accordion 1





automaticcss

SCROLL & OPEN

Section

Now we're on a completely different page (would work on the same page as well) to demonstrate what you're able to do.

You can link the visitor to a specific accordion item!

Structure

- Section
  - Container
    - Button

Button

#brise-jwumq

btn--action

CONTE... STYLE

Scroll & Open

Size Default

Style None

Circle

Outline

LINK

Link type

External URL

URL

https://example.com

Attribute: rel

Attribute: aria-label

Attribute: title

Open in new tab

ICON

Icon

09:03



The screenshot shows a web browser window displaying a 'Frequently Asked Questions' page. The page has a title 'Frequently Asked Questions' and a subtitle 'Check out our frequently asked questions. If you don't see your question answered here, go ahead and contact us.' Below the subtitle is a blue 'CONTACT US' button. The page features four accordions, each with a title and a content area. The accordions are labeled 'Accordion 1', 'Accordion 2', 'Accordion 3', and 'Accordion 4'. The content of each accordion is 'Content of the accordion'. A yellow arrow points to the 'Scroll To Hash' toggle in the settings panel, which is currently turned off. A text box next to the arrow says 'This setting must be activated!'. The settings panel is on the left side of the browser window. It has a 'Toggle All in Builder' switch and a 'SETTINGS' dropdown. Under 'DEFAULT BEHAVIOR', there are four toggles: 'First Item Opened', 'All Items Expanded', 'Expand specific items', and 'Scroll To Hash'. The 'Scroll To Hash' toggle is highlighted with a yellow arrow. Below these are 'GENERAL STYLING' and 'ADDITIONAL SETTINGS' sections. The 'ADDITIONAL SETTINGS' section has a 'Tag' dropdown set to 'div' and an 'Add Faq Schema' toggle. The 'HEAD STYLING' and 'BODY STYLING' sections are also visible. The browser window has multiple tabs open, including 'Accordion Hash (Builder)', 'Automatic CSS - bricks-acss', 'Accordion (Builder)', and 'Accordion - bricks-acss'. The address bar shows 'bricks-acss-new.local/accordion-2/?bricks=run'. The video player controls at the bottom show a progress bar and a timestamp of 09:50.

**Frequently Asked Questions**

Check out our frequently asked questions. If you don't see your question answered here, go ahead and contact us.

[CONTACT US](#)

**Accordion 1**

Content of the accordion

**Accordion 2**

Content of the accordion

**Accordion 3**

Content of the accordion

**Accordion 4**

Content of the accordion

**Settings Panel:**

- Toggle All in Builder: ☐
- SETTINGS:
- DEFAULT BEHAVIOR
  - First Item Opened: ☐
  - All Items Expanded: ☐
  - Expand specific items: ☐
  - Scroll To Hash: ☒ (Highlighted by yellow arrow)
  - Close Previous Item: ☐
- GENERAL STYLING
  - Expand Duration: 300
  - Gap between items: var(--content-g)
- ADDITIONAL SETTINGS
  - Tag: div
  - Add Faq Schema: ☐
- HEAD STYLING:
- BODY STYLING:

**Text Box:** This setting must be activated!



## • CSS

## CSS Filters

[Learn more about CSS filters](#)

## Transition

all 0.2s ease-in

[Learn more about CSS transitions](#)

## Custom CSS

1

Use "root" to target the element wrapper: root { background: blue }

## CSS classes

Separated by space. Without class dot.

## • CSS ID

special-item

**We must give that specific item an individual ID.**

No spaces. No pound (#) sign.

## ATTRIBUTES

Content of the accordion





CONTE... STYLE

- Scroll & Open ⚡
- Size Default ▾
- Style None ▾
- Circle ☐
- Outline ☐

LINK

- Link type
- External URL × ▾
- URL  
/accordion-2#special-item ⚡
- Attribute: rel ⚡
- Attribute: aria-label ⚡
- Attribute: title ⚡
- Open in new tab ☐

ICON

Icon

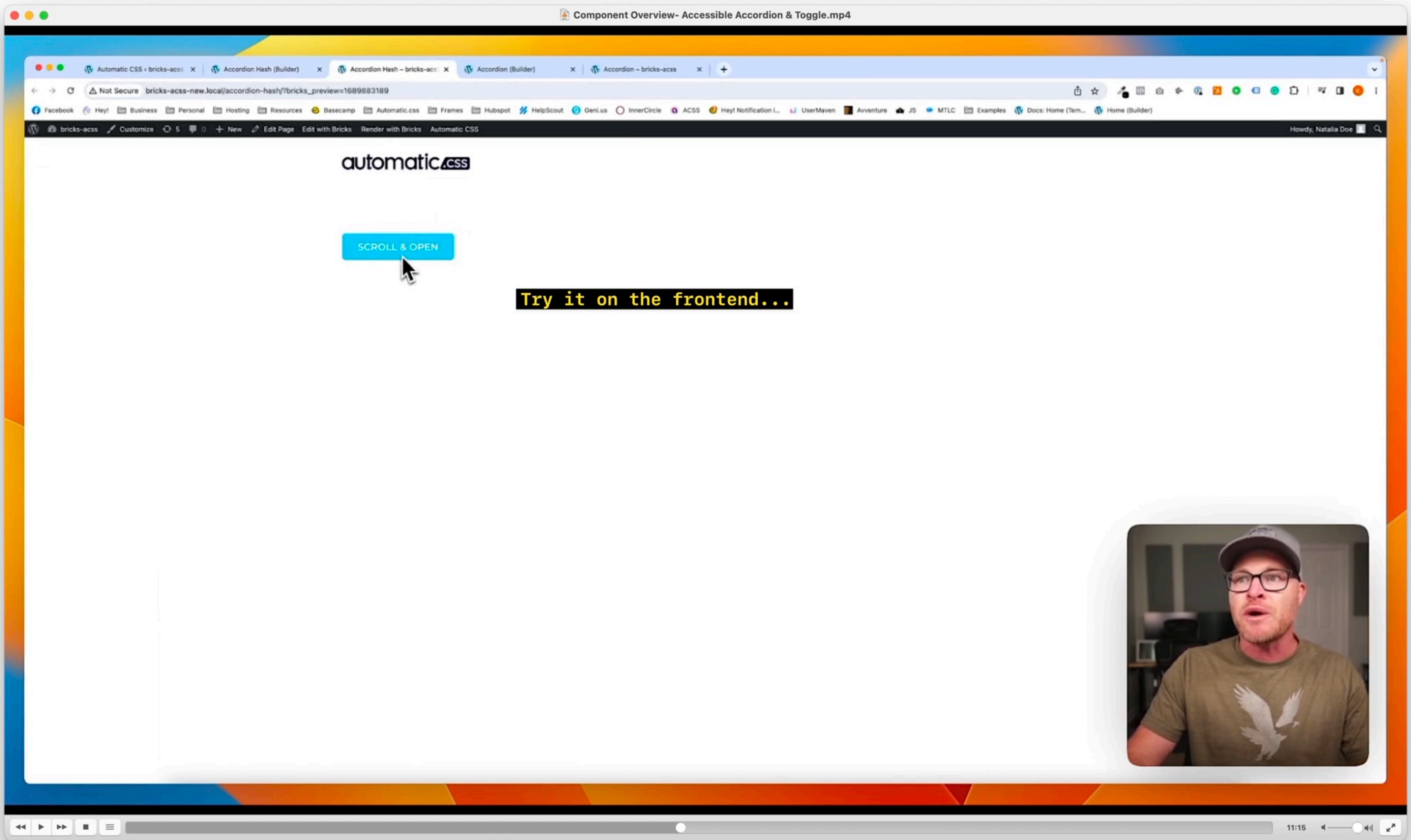


SCROLL & OPEN

We link to the page the accordion is on and extend the URL with the ID.









Automatic CSS « bricks-acss X Accordion Hash (Builder) X Accordion – bricks-acss X Accordion (Builder) X Accordion – bricks-acss X +

Not Secure bricks-acss-new.local/accordion-2/#special-item

Facebook Hey! Business Personal Hosting Resources Basecamp Automatic.css Frames Hubspot HelpScout GenLus InnerCircle ACSS Hey! Notification L... UserMaven Avventure JS MTLC Examples Docs: Home (Tem... Home (Builder)

bricks-acss Customize 5 0 + New Edit Page Edit with Bricks Render with Bricks Automatic CSS

Howdy, Natalia Doe

It scrolls to item 3 and opens it

### Accordion 3

Content of the accordion

### Accordion 4





Frames Accor...



#brxe-vtgclo

CONTE...

STYLE

• Toggle All in Builder



• SETTINGS



## DEFAULT BEHAVIOR


First Item Opened



All Items Expanded




Expand specific items



Scroll To Hash



• Close Previous Item



## GENERAL STYLING

• Expand Duration

300

• Gap between items

var(--content-g

## ADDITIONAL SETTINGS

• Tag

div



Add Faq Schema



HEAD STYLING



BODY STYLING



automatic.css

## Frequently Asked Questions

Check out our frequently asked questions. If you don't see your question answered here, go ahead and contact us.

[CONTACT US](#)

What happens if we turn off this setting?

### Accordion 1

Content of the accordion

### Accordion 2

Content of the accordion

### Accordion 3

Content of the accordion

### Accordion 4

Content of the accordion





automaticcss

## Frequently Asked Questions

Check out our frequently asked questions. If you don't see your question answered here, go ahead and contact us.

CONTACT US

Now the items work more like toggles  
and they work independently

### Accordion 1



### Accordion 2



Content of the accordion

### Accordion 3



Content of the accordion

### Accordion 4



Content of the accordion





The video player interface displays a web application with the following components:

- Header:** automaticcss
- Section:** Frequently Asked Questions
- Text:** Check out our frequently asked questions. If you don't see your question answered here, go ahead and contact us.
- Button:** CONTACT US
- Accordion Component:** Four accordions labeled Accordion 1, Accordion 2, Accordion 3, and Accordion 4. Each accordion has a title bar and a content area.
- Settings Panel (Left):**
  - Toggle All in Builder:** ON
  - SETTINGS:** Dropdown menu
  - DEFAULT BEHAVIOR:**
    - First Item Opened: OFF
    - All Items Expanded: OFF
    - Expand specific items: OFF
    - Scroll To Hash: OFF
    - Close Previous Item: ON
  - GENERAL STYLING:**
    - Expand Duration: 300 (highlighted with a yellow arrow)
    - Gap between items: var(--content-g)
  - ADDITIONAL SETTINGS:**
    - Tag: div
    - Add Faq Schema: OFF
  - HEAD STYLING:** Arrow icon
  - BODY STYLING:** Arrow icon
- Structure Panel (Right):**
  - Accordion Section
    - Container
      - Block
        - Heading
        - Basic Text
        - Button
      - Block
        - Frames Accordion
          - Item
          - Item
          - Item
          - Item

Determines how fast or slow the accordions open





automaticcss

## Frequently Asked Questions

Check out our frequently asked questions. If you don't see your question answered here, go ahead and contact us.

[CONTACT US](#)

**Accordion 1**

Content of the accordion

**Accordion 2**

Content of the accordion

**Accordion 3**

Content of the accordion

**Accordion 4**

Content of the accordion

Semantically it's an unordered list and we want to reflect that in the DOM structure.

Tag: div

Structure:

- Accordion Section
  - Container
    - Block
      - Heading
      - Basic Text
      - Button
    - Block
      - Frames Accordion
        - Item
        - Item
        - Item
        - Item





# Frequently Asked Questions

Check out our frequently asked questions. If you don't see your question answered here, go ahead and contact us.

[CONTACT US](#)

## Accordion 1

Content of the accordion

## Accordion 2

Content of the accordion

## Accordion 3

Content of the accordion

## Accordion 4

Content of the accordion



This controls the parent tag for all items.

### SETTINGS

#### DEFAULT BEHAVIOR

- First Item Opened ☐
- All Items Expanded ☐
- Expand specific items ☐
- Scroll To Hash ☐
- Close Previous Item ☒

#### GENERAL STYLING

- Expand Duration
- Gap between items

#### ADDITIONAL SETTINGS

- Tag   
  - div
  - section
  - ul
  - ol
- Add Faq Schema

#### HEAD STYLING

#### BODY STYLING



# Frequently Asked Questions

Check out our frequently asked questions. If you don't see your question answered here, go ahead and contact us.

[CONTACT US](#)**Accordion 1****Accordion 2**

Elements Console Sources Network Performance Memory Application Security Lighthouse

```
<!DOCTYPE html>
<html lang="en-US" class="no-js no-svg" style="--bricks-vh: 4.0200000000000005px;">
  <head> ... </head>
  <body class="page-template-default page page-id-3734 logged-in admin-bar brx-body bricks-is-frontend wp-embed-responsive customize-support" cz-sho
e" data-new-gr-c-s-check-loaded="14.1115.0" data-gr-ext-installed> flex
    <a class="skip-link" href="#brx-content" aria-label="Skip to main content">Skip to main content</a> flex
    <header id="brx-header"> ... </header>
    <main id="brx-content">
      <section class="brxe-section"> flex
        <div class="brxe-container grid--2 gap--xxl grid--l-1 stretch"> grid
          <div class="brxe-block content-gap"> ... </div> flex
          <div class="brxe-block"> flex
            <ul id="brxe-vtgclo" data-script-id="vtgclo" class="brxe-fr-accordion fr-accordion" data-id="vtgclo" data-fr-accordion-options="{\"firstIt
e, allItemsExpanded\":false,\"expandedClass\":false,\"scrollToHash\":false,\"closePreviousItem\":true,\"showDuration\":300,\"faqSchema\":false}> fl
              <div class="brxe-block fr-accordion__item"> flex
                <div class="brxe-block fr-accordion__header" tabindex="0" aria-controls="fr-accordion__body-e40oyumpb" id="fr-a
                flex
                <div class="brxe-block fr-accordion__body" id="fr-accordion__body-e40oyumpb" aria-labelledby="fr-accordion__hea
                </div>
                <div class="brxe-block fr-accordion__item"> ... </div> flex
```

Now we have the UL but there are still Divs inside of it.



bed-responsive.customize-support main#brx-content section.brxe-section div.brxe-container.grid--2.gap--xxl.grid--l-1.stretch div.brxe-block ul

Console What's New



The screenshot shows a web browser window with the URL `bricks-acss-new.local/accordion-2/?bricks=run`. The page features the **automatic.acss** logo and a section titled **Frequently Asked Questions**. Below the title, it says: "Check out our frequently asked questions. If you don't see your question answered here, go ahead and contact us." with a **CONTACT US** button.

On the right side of the page, there are four accordion components, each with a title and a content area:

- Accordion 1**: Content of the accordion
- Accordion 2**: Content of the accordion
- Accordion 3**: Content of the accordion
- Accordion 4**: Content of the accordion

A video overlay in the bottom right corner shows a man wearing a cap and glasses, speaking. A text box with a yellow background and black text is overlaid on the left side of the page, stating: **We change the items to <li>**.

The browser's developer tools are open, showing the **Structure** panel on the right. It displays the component tree:

- Accordion Section
  - Container
    - Block
      - Heading
      - Basic Text
      - Button
    - Block
      - Frames Accordion
        - Item
        - Item
        - Item
        - Item



# Frequently Asked Questions

Check out our frequently asked questions. If you don't see your question answered here, go ahead and contact us.

[CONTACT US](#)

div.brxe-block 632.38 x 466

Accordion 1

Accordion 2

Elements Console Sources Network Performance Memory Application Security Lighthouse

```
<header id="brx-header">...</header>
```

```
<main id="brx-content">
```

```
<section class="brxe-section"> flex
```

```
<div class="brxe-container grid--2 gap--xxl grid--l-1 stretch"> grid
```

```
<div class="brxe-block content-ga...>
```

```
<div class="brxe-block"> flex
```

```
<ul id="brxe-vtgclo" data-script-id="vtgclo" class="brxe-fr-accordion fr-accordion" data-id="vtgclo" data-fr-accordion-options="{\"firstItemExpanded\":true,\"allItemsExpanded\":false,\"expandedClass\":false,\"scrollToHash\":false,\"closePreviousItem\":true,\"showDuration\":300,\"faqSchema\":false}> flex
```

```
<li class="brxe-block fr-accordion__item">...</li> flex
```

```
<li class="brxe-block fr-accordion__item">...</li> flex
```

```
<li id="special-item" class="brxe-block fr-accordion__item">...</li> flex
```

```
<li class="brxe-block fr-accordion__item">...</li> flex
```

```
</ul>
```

```
</div>
```

```
</div>
```

```
</section>
```

```
</main>
```

```
<link rel="stylesheet" id="frames-accordion-css" href="http://bricks-acss-new.local/wp-content/plugins/frames-plugin/classic-frames-accordion/css/frames-accordion.css" type="text/css" media="all">
```

```
<script src="http://bricks-acss-new.local/wp-includes/js/hoverintent-is.min.js?ver=2.2.1" id="hoverintent-is-is"></script>
```

```
bed-responsive.customize-support main#brx-content section.brxe-section div.brxe-container.grid--2.gap--xxl.grid--l-1.stretch div.brxe-block ul
```

Console What's New



Now we have the proper structure.



## DEFAULT BEHAVIOR

- First Item Opened ☐
- All Items Expanded ☐
- Expand specific items ☐
- Scroll To Hash ☐
- Close Previous Item ☒

## GENERAL STYLING

- Expand Duration
- Gap between items

## ADDITIONAL SETTINGS

- Tag
- Add Faq Schema ☒

## HEAD STYLING

## BODY STYLING

Check out our frequently asked questions. If you don't see your question answered here, go ahead and contact us.

[CONTACT US](#)

Content of the accordion

## Accordion 2

Content of the accordion

## Accordion 3

Content of the accordion

## Accordion 4

Content of the accordion



**Very important setting!**

**Important for SEO purposes, Indexing purposes and so on**



# Frequently Asked Questions

Check out our frequently asked questions. If you don't see your question answered here, go ahead and contact us.

[CONTACT US](#)

## Accordion 1

## Accordion 2

Elements Console Sources Network Performance Memory Application Security Lighthouse

```
<link rel="canonical" href="http://bricks-acss-new.local/accordion-2/">
<link rel="shortlink" href="http://bricks-acss-new.local/?p=3734">
<link rel="alternate" type="application/json+oembed" href="http://bricks-acss-new.local/wp-json/oembed/1.0/embed?url=http%3A%2F%2Fbricks-acss-new.local/accordion-2%2F">
<link rel="alternate" type="text/xml+oembed" href="http://bricks-acss-new.local/wp-json/oembed/1.0/embed?url=http%3A%2F%2Fbricks-acss-new.local/?p=3734&format=xml">
```

```
<link rel="stylesheet" class="wpcb2-external-style" href="http://bricks-acss-new.local/wp-content/uploads/wpcodebox/1.css?v=0dbad2caaa16a46f">
```

```
<script type="text/javascript"></script>
```

```
<style media="print">#wpadminbar {display:none}</style>
```

```
<style media="screen"></style>
```

```
<script type="application/ld+json">
```

```
{
  "@context": "https://schema.org",
  "@type": "FAQPage",
  "mainEntity": [
    {
      "@type": "Question",
      "name": "Accordion 1",
      "acceptedAnswer": {
        "@type": "Answer",
        "text": "Content of the accordion"
      }
    },
    {
      "@type": "Question",
      "name": "Accordion 2",
      "acceptedAnswer": {
        "@type": "Answer",
        "text": "Content of the accordion"
      }
    },
    {
      "@type": "Question",
      "name": "Accordion 3",
      "acceptedAnswer": {
        "@type": "Answer",
        "text": "Content of the accordion"
      }
    },
    {
      "@type": "Question",
      "name": "Accordion 4",
      "acceptedAnswer": {
        "@type": "Answer",
        "text": "Content of the accordion"
      }
    }
  ]
}
```

```
</script>
```

```
</head>
```

```
<body class="page-template-default page page-id-3734 logged-in admin-bar brx-body bricks-is-frontend wp-embed-responsive customizer-auto-preview" data-bbox="52 717 980 757">
```

html.no-js.no-svg head script (text)

schema Search for 'schema't

Console What's New





automaticCSS

## Frequently Asked Questions

Check out our frequently asked questions. If you don't see your question here, go ahead and contact us.

[CONTACT US](#)

We can style the Head of all items here as well as the body content.

### Accordion 1

Content of the accordion

### Accordion 2

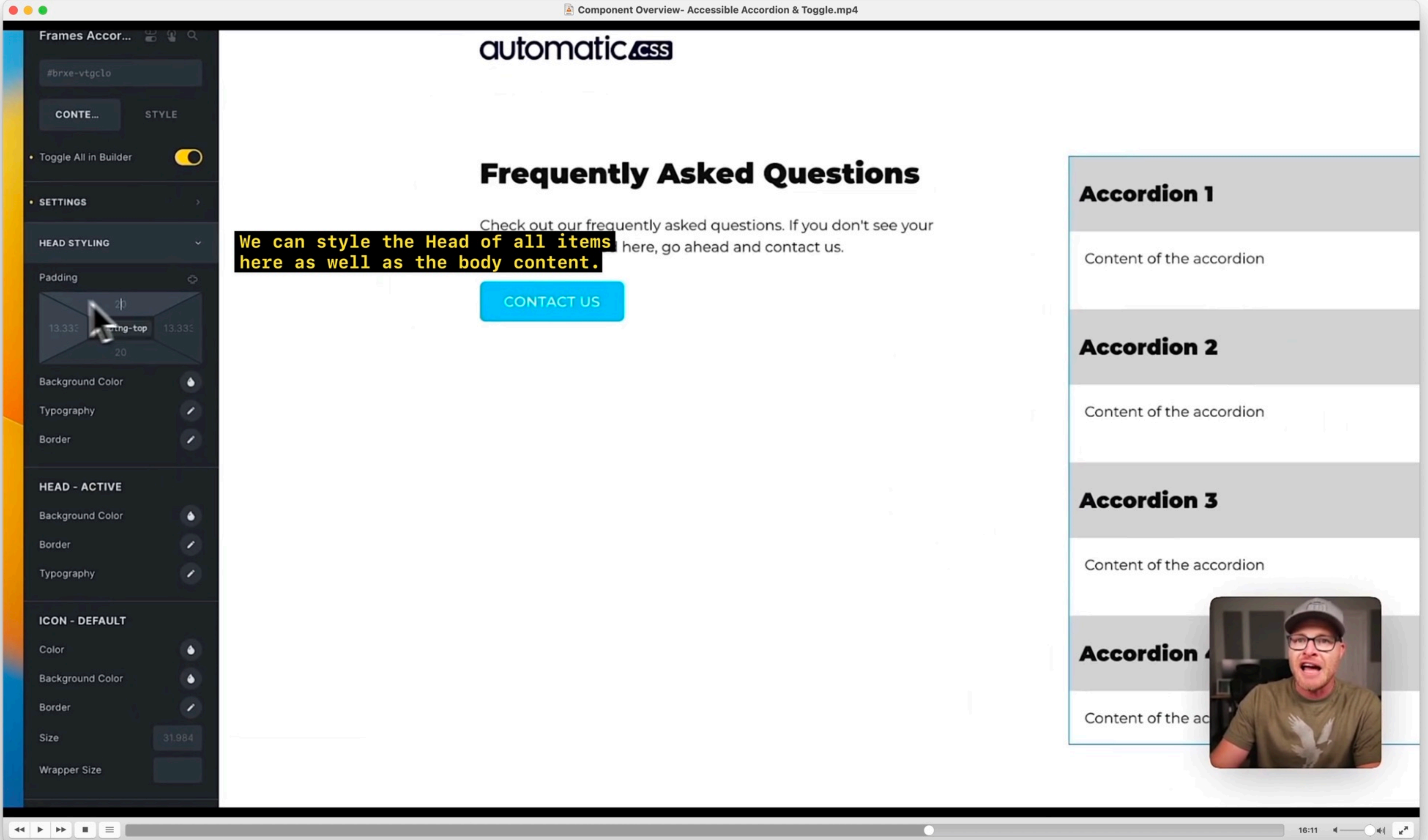
Content of the accordion

### Accordion 3

Content of the accordion

### Accordion 4

Content of the accordion





## Frequently Asked Questions

Check out our frequently asked questions. If you don't see your question answered here, go ahead and contact us.

[CONTACT US](#)

### Accordion 1

Content of the accordion

### Accordion 2

Content of the accordion

### Accordion 3

Content of the accordion

### Accordion

Content of the accordion



Easy setting for the active state

#brxe-vtgclo

CONTE...

STYLE

• Toggle All in Builder



• SETTINGS



• HEAD STYLING



• Padding



• Background Color



• Typography



Border



#### HEAD - ACTIVE

Background Color



Border



Typography



#### ICON - DEFAULT

Color



Background Color




Border



Size

31.984

Wrapper Size



#### ICON - ACTIVE



automaticcss

## Frequently Asked Questions

Check out our frequently asked questions. If you don't see your question answered here, go ahead and contact us.

[CONTACT US](#)**Accordion 1****Accordion 2****Accordion 3**

Content of the accordion

**Accordion 4**



# Frequently Asked Questions

Check out our frequently asked questions. If you don't see your question answered here, go ahead and contact us.

[CONTACT US](#)

## Accordion 1

Content of the accordion

## Accordion 2

Content of the accordion

## Accordion 3

Content of the accordion

## Accordion 4

Content of the accordion



### HEAD STYLING

#### Padding

var(--spac  
var(--t  
var(--t  
var(--spac

#### Background Color

#### Typography

#### Border

### HEAD - ACTIVE

#### Background Color

#### Border

#### Typography

### ICON - DEFAULT

#### Color

#### Background Color

#### Border

#### Size

31.984

#### Wrapper Size

### ICON - ACTIVE

#### Color

#### Background Color

#### Border

#### Transform



automatic.css

## Frequently Asked Questions

Check out our frequently asked questions. If you don't see your question answered here, go ahead and contact us.

[CONTACT US](#)

**By default there's some space around the icon**

**Accordion 1**

Content of the accordion

**Accordion 2**

Content of the accordion

**Accordion 3**

Content of the accordion

**Accordion 4**

Content of the accordion

Structure

- Block
  - Heading
  - Basic Text
  - Button
- Block
  - Frames Accordion
    - Item
    - Item
    - Item
    - Item

ICON - DEFAULT

Color

Background Color

Border

Size

Wrapper Size

ICON - ACTIVE

Color

Background Color

Border

Transform

BODY STYLING

17:35



The screenshot displays a web browser window with the URL `bricks-acss-new.local/accordion-2/?bricks=run`. The page features the **automatic.acss** logo and a section titled **Frequently Asked Questions**. Below the title, it says: "Check out our frequently asked questions. If you don't see your question answered here, go ahead and contact us." and includes a **CONTACT US** button.

On the right side of the page, there are four accordion components, each with a title and content:

- Accordion 1**: Content of the accordion
- Accordion 2**: Content of the accordion
- Accordion 3**: Content of the accordion
- Accordion 4**: Content of the accordion

The left sidebar contains various styling options. A yellow arrow points to the **Wrapper Size** property, which is currently set to `0`. A text box with a yellow background and black text states: "You can set the wrapper size to zero which makes the accordion smaller".

The right sidebar shows the **Structure** panel with a tree view of the page components:

- Accordion Section
  - Container
    - Block
      - Heading
      - Basic Text
      - Button
    - Block
      - Frames Accordion
        - Item
        - Item
        - Item
        - Item

A video inset in the bottom right corner shows a man wearing a cap and glasses, speaking.



Check out our frequently asked questions. If you don't see your question answered here, go ahead and contact us.

CONTACT US

Content of the accordion

### Accordion 2

Content of the accordion

### Accordion 3

Content of the accordion

### Accordion 4

Content of the accordion



• Padding



• Background Color

• Typography

Border

#### HEAD - ACTIVE

Background Color

Border

Typography

#### ICON - DEFAULT

Color

Background Color

Border

• Size `var(--text-m)`

• Wrapper Size 0

#### ICON - ACTIVE

Color

Background Color

Border

Transform



BODY STYLING



automatic.css

By default the icon flips around if opened. Some people don't want that.

## Frequently Asked Questions

Check out our frequently asked questions. If you don't see your question answered here, go ahead and contact us.

[CONTACT US](#)

### Accordion 1

Content of the accordion

### Accordion 2

### Accordion 3

### Accordion 4





Check out our frequently asked questions. If you don't see your question answered here, go ahead and contact us.

CONTACT US

Content of the accordion

### Accordion 2

Content of the accordion

### Accordion 3

Content of the accordion

### Accordion 4

Content of the accordion



#### Padding

#### Background Color

#### Typography

#### Border

#### HEAD - ACTIVE

#### Background Color

#### Typography

#### ICON - DEFAULT

#### Color

#### Background Color

#### Border

#### Size

#### Wrapper Size

#### ICON - ACTIVE

#### Color

#### Background Color

fe. rotate(180deg)  
translateY(10%)

#### Transform

#### BODY STYLING

This is how we can rotate the icon.





automaticcss

## Frequently Asked Questions

Check out our frequently asked questions. If you don't see your question answered here, go ahead and contact us.

[CONTACT US](#)

Base ultra light as background  
color for the content

### Accordion 1

Content of the accordion

### Accordion 2

### Accordion 3

### Accordion 4





## asked Questions

asked questions. If you don't see your  
ahead and contact us.

### Accordion 1

Content of the accordion

In order to do this with a query loop we  
need only 1 item in our accordion.

#### Structure

- Accordion Section
  - Container
    - Block
      - Heading
      - Basic Text
      - Button
    - Block
    - Frames Accordion
      - Item





**Activate the item and activate query loop.**

## Activate the item and activate query loop. Frequently Asked Questions

Check out our frequently asked questions. If you don't see your question answered here, go ahead and contact us.

[CONTACT US](#)

### Accordion 1

### Content of the accordion

### Accordion 1

Content of the accordion

### Accordion 1

Content of the agreement

### Accordion 1

Content of the ad





automaticcss

## Frequently Asked Questions

Check out our frequently asked questions. If you don't see your question answered here, go ahead and contact us.

[CONTACT US](#)

**We already have 3 items in our database and can now replace the static data with the dynamic data.**

Accordion 1

Content of the accordion

Accordion 1

Content of the accordion

Content of the accordion

Content of the accordion

Structure

- Accordion Section
  - Container
    - Block
      - Heading
      - Basic Text
      - Button
      - Block
        - Frames Accordion
          - Item





Component Overview- Accessible Accordion & Toggle.mp4

b

?

📄

🕒

⚙️

+

Content

#brxe-jbxsem

CONTENT

STYLE

ADD MEDIA

VISUAL

TEXT

Paragraph

B

I

☰

☰

“

☰

☰

☰

🔗

📄

⚡

P

TypeNone

StyleNone

Post

Author

Site

Archive

Terms

Date

User profile

Advanced

Custom fields

Meta Box (Team Members)

Meta Box (locations)

Meta Box (Events)

Meta Box (Testimonials)

Meta Box (Tools)

Meta Box (Reviews)

Meta Box (User)

Meta Box (User-profile)

Post title (post\_title)

Post ID (post\_id)

Post link (post\_url)

Post date (post\_date)

Post modified date (post\_modified)

Post time (post\_time)

Post comments count (post\_comments\_count)

Post comments (post\_comments)

Post content (post\_content)

Post excerpt (post\_excerpt)

Read more (read\_more)

Featured image (featured\_image)

automaticcss

Frequently Asked Questions

ked questions. If you don't see your ahead and contact us.

Accordion

This is question #2

This is question #3

⏮️ ⏪ ⏩ ⏭

21:48

🔊 🔌



Component Overview- Accessible Accordion & Toggle.mp4

ourcesBasecampAutomatic.cssFramesHubspotHelpScoutGeni.usInnerCircleACSSHey! Notification i...UserMavenAvventureJSMTLCExamplesDocs: Home (Tem...Home (Builder)

geEdit with BricksRender with BricksAutomatic CSS

automaticcss

# Frequently Asked Questions

Check out our frequently asked questions. If you don't see your question answered here, go ahead and contact us.

CONTACT US

This now comes from the database and our custom post type 'FAQ'.

Now it's very easy for customers to manage their FAQ through the website.

This is question #1

This is question #2

This is question

Traditionally our industry has used Lorem Ipsum, which is placeholder text written in Latin. Unfortunately, not everyone is familiar with Lorem Ipsum and that can lead to confusion. I can't tell you how many times clients have asked me why their website is in another language!

21:59