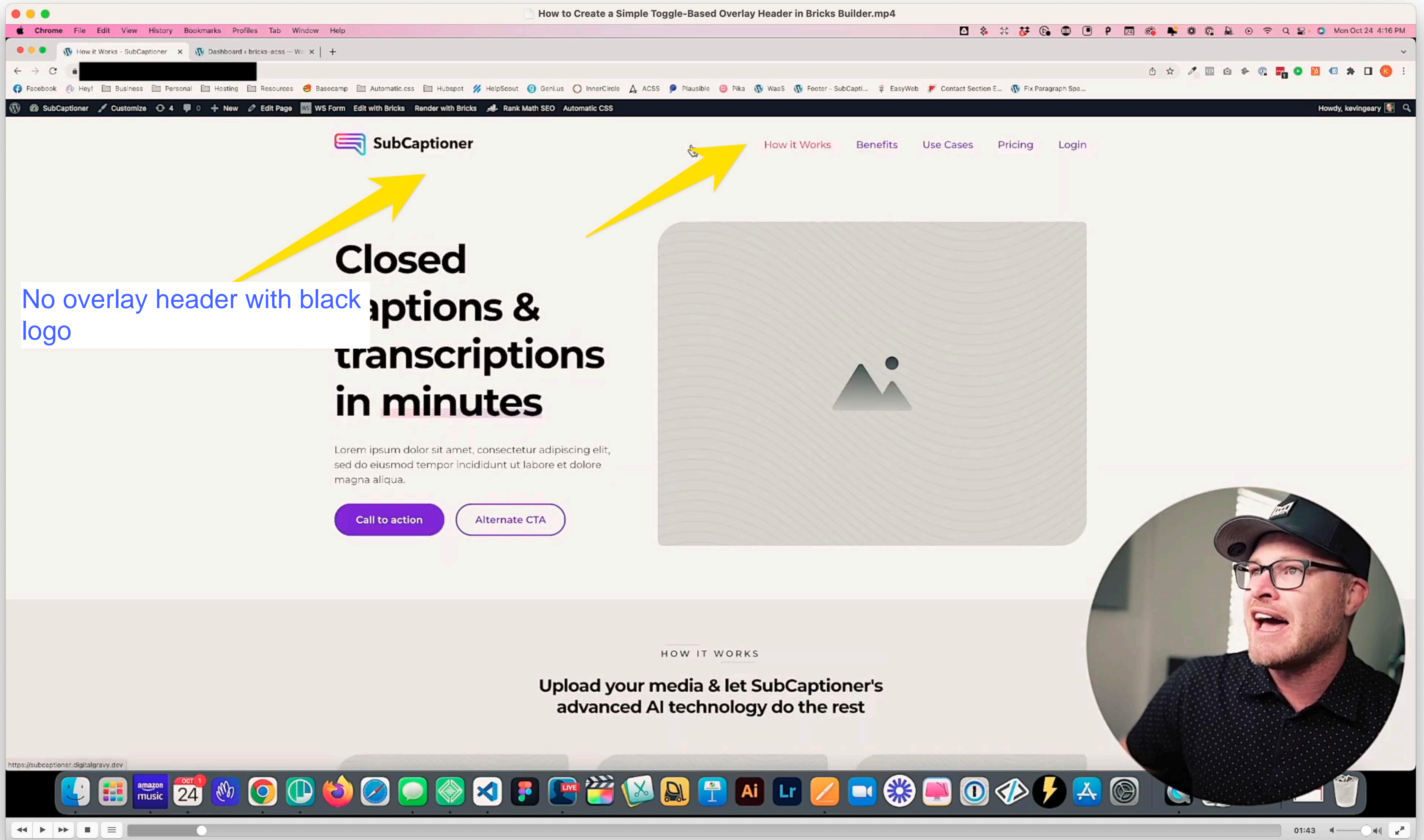
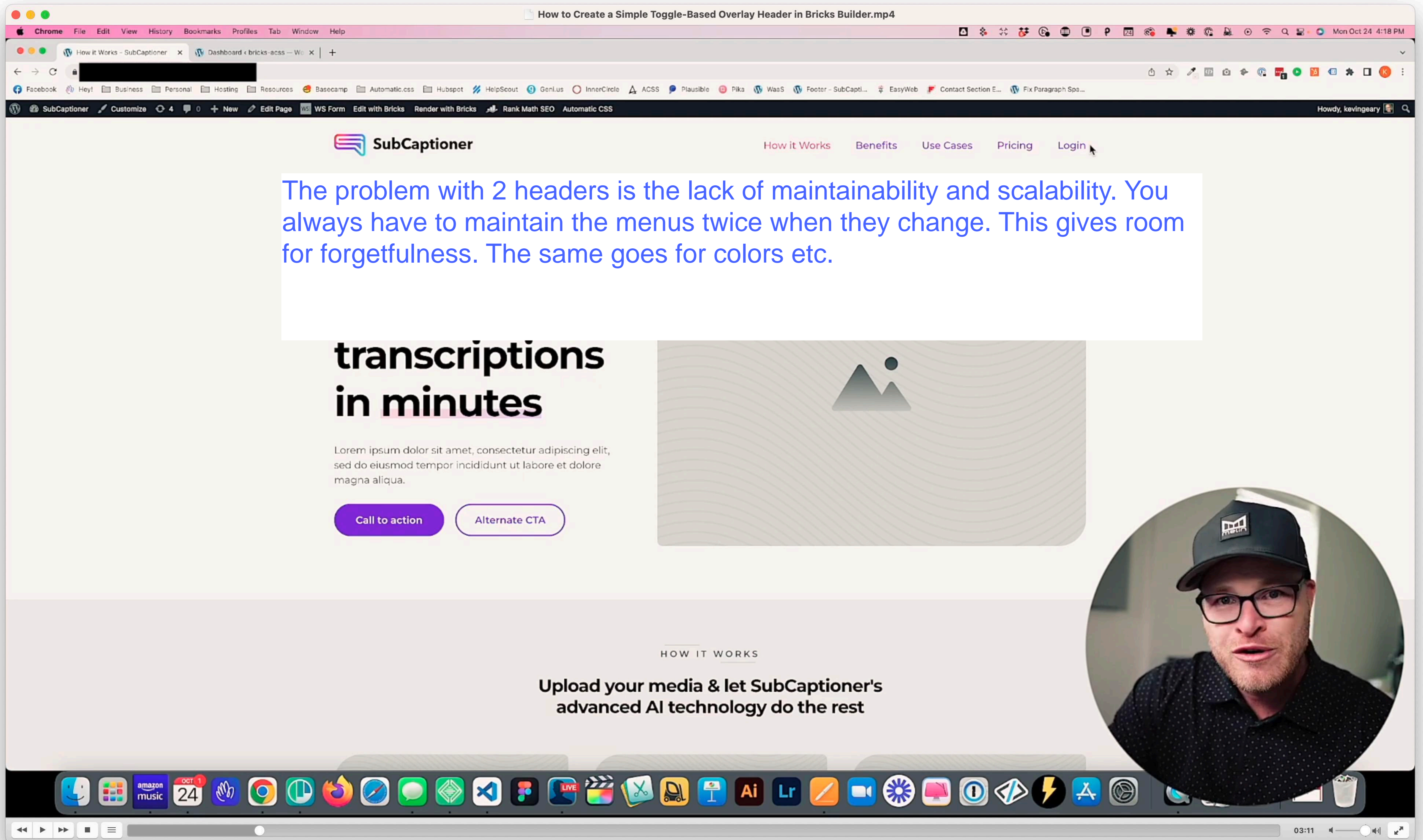


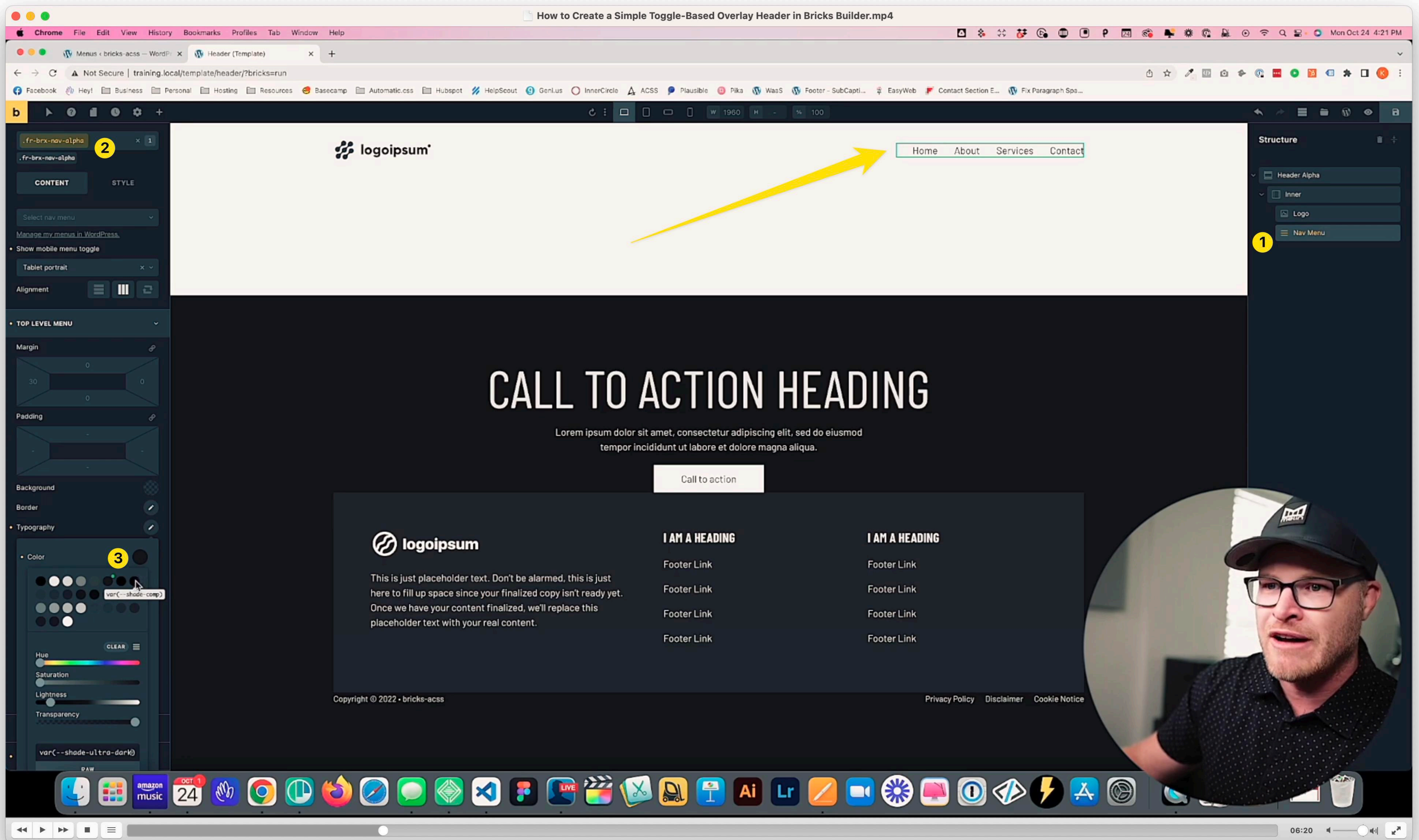
Overlay with white logo

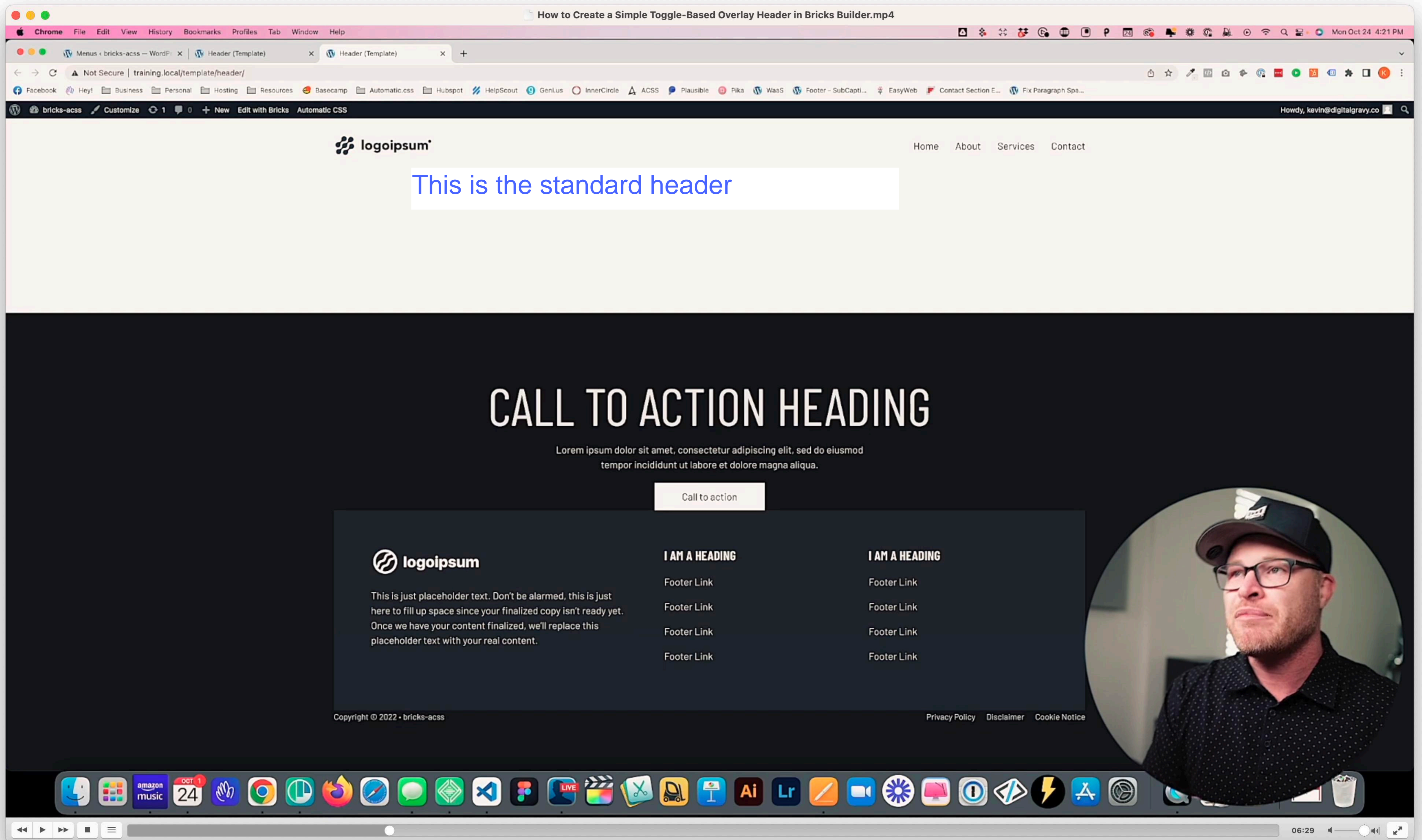
Now you can see exactly
what belongs to where

How it works









Chrome

File Edit View History Bookmarks Profiles Tab Window Help

How to Create a Simple Toggle-Based Overlay Header in Bricks Builder.mp4

Mon Oct 24 4:22 PM

Add New Field Group < bricks- Header (Template) Header (Template)

Not Secure | training.local/wp-admin/post-new.php?post_type=meta-box

Facebook Hey! Business Personal Hosting Resources Basecamp Automatic.css Hubspot HelpScout GenLus InnerCircle ACSS Plausible Pika WaaS Footer - SubCapti... EasyWeb Contact Section E... Fix Paragraph Spa...

bricks-acss 2 0 + New Automatic CSS

Dashboard Bricks Posts Media Pages Comments Appearance Plugins Users Tools Settings Automatic CSS

Meta Box

Dashboard Post Types Taxonomies Custom Fields Relationships Settings Pages Views Template Extensions License

WPCodeBox Collapse menu

WordPress 6.0.3 is available! Please update now.

Add New Field Group

All Pages 1

Fields Settings

Radio 2

+ Add Field

Get PHP Code

radio trash icon

Publish

Save Draft

Status: Draft Edit

Visibility: Public Edit

Publish immediately Edit

Move to Trash Publish

Field Group ID

Video tutorials

How to create custom fields

Understanding field types

Thank you for creating with WordPress and Bricks.

Version 6.0.3

Apple

Google

Amazon Music

OCT 24

Hand

Chrome

Firefox

Safari

WhatsApp

Telegram

VS Code

Discord

LIVE

Clash Royale

Scissors

Truck

Lightbulb

Ai

Lr

Notepad

Zoom

Calendar

App Store

System

Trash

07:36

Speaker

Cursor



Chrome

File Edit View History Bookmarks Profiles Tab Window Help

Not Secure | training.local/wp-admin/post-new.php?post_type=meta-box

Facebook Hey! Business Personal Hosting Resources Basecamp Automatic.css Hubspot HelpScout GenLus InnerCircle ACSS Plausible Pika WaaS Footer - SubCapti... EasyWeb Contact Section E... Fix Paragraph Spa...

bricks-acss 2 0 + New Automatic CSS

DashboardBricksPostsMediaPagesCommentsAppearancePluginsUsersToolsSettingsAutomatic CSSMeta BoxDashboardPost TypesTaxonomiesCustom FieldsRelationshipsSettings PagesViewsTemplateExtensionsLicenseWPCodeBoxCollapse menu

WordPress 6.0.3 is available! [Please update now.](#)

Add New Field Group

All Pages

FieldsSettings

Header Overlay Style

radio

GeneralAdvanced

Label

Header Overlay Style

ID

radio_Olihio9n5ec

Type

Radio

Label description

Input description

Choices

Standard Overlay

Default value

Standard

Inline

Required

Cloneable

Show as an admin column

Columns

12

Tooltip

Hide from Rest API?

Hide from front end?

+ Add Field

Get PHP Code

radio

Enter each choice per line. You can also set both value and label like `red: Red`.
To use a PHP function that returns an array of options, enter `callback: function_name`.
The callback function must be declared before adding to the box.

Publish

Save Draft

Status: Draft [Edit](#)

Visibility: Public [Edit](#)

Publish immediately [Edit](#)

[Move to Trash](#)[Publish](#)

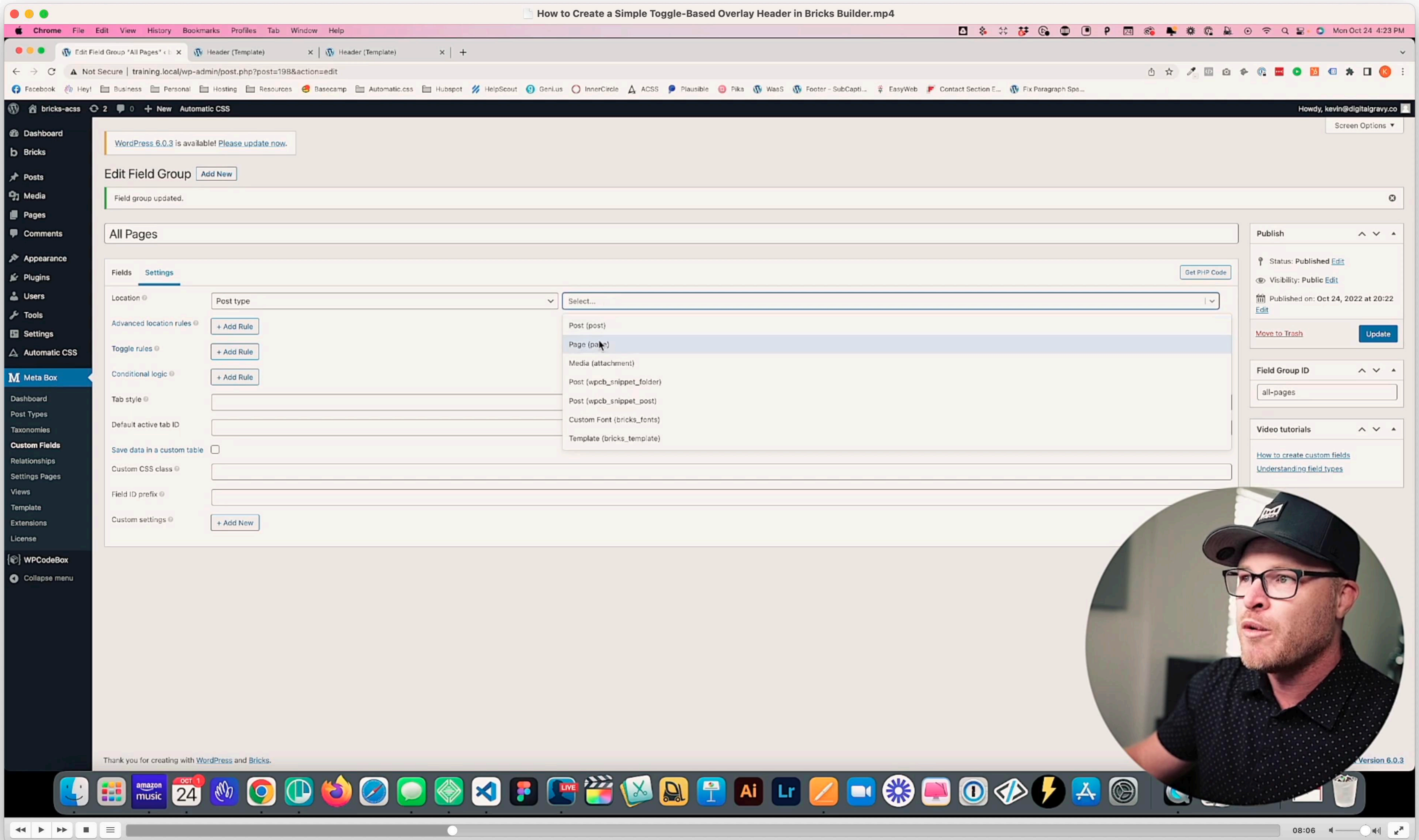
Field Group ID

Video tutorials

[How to create custom fields](#)[Understanding field types](#)

07:57





How to Create a Simple Toggle-Based Overlay Header in Bricks Builder.mp4

ChromeFileEditViewHistoryBookmarksProfilesTabWindowHelp

Edit Field Group "All Pages" x Edit Page "Hero Mike" x bricks- x Hero Mike - bricks-acss x Header (Template) x Header (Template) x +

Not Secure | training.local/wp-admin/post.php?post=54&action=edit

FacebookHey!BusinessPersonalHostingResourcesBasecampAutomatic.cssHubspotHelpScoutGeniusInnerCircleACSSPlausiblePikaWaaSFooter - SubCapti...EasyWebContact Section E...Fix Paragraph Spa...

WP+↶↷ⓘ☰EDIT WITH BRICKS

Switch to draftPreviewUpdate⚙️⋮

Hero Mike

Type / to choose a block

+

All Pages

Header Overlay Style

☒ Standard

☐ Overlay

Page Element Visibility

Footer CTA

☒ Show

☐ Hide

Page

PageBlockx

Status & visibility

VisibilityPublic

PublishOctober 6, 2022 3:07 pm

Author

kevin@digitalgravy.co

Move to trash

51 Revisions

Permalink

URL Slug

hero-mike

The last part of the URL. [Read about permalinks](#)

VIEW PAGE

<http://training.local/hero-mike/>

Featured image

09:13

How to Create a Simple Toggle-Based Overlay Header in Bricks Builder.mp4

ChromeFileEditViewHistoryBookmarksProfilesTabWindowHelp

Edit Field Group "All Pages" < b x Edit Page "Hero Mike" < bricks- x Hero Mike - bricks-acss x Header (Template) x Header (Template) x +

Not Secure | training.local/wp-admin/post.php?post=54&action=edit

FacebookHey!BusinessPersonalHostingResourcesBasecampAutomatic.cssHubspotHelpScoutGeniusInnerCircleACSSPlausiblePikaWaaSFooter - SubCapti...EasyWebContact Section E...Fix Paragraph Spa...

WP+↩↪ⓘ☰

EDIT WITH BRICKS

Switch to draftPreviewUpdating...⚙️⋮

Hero Mike

Type / to choose a block

+

All Pages

Header Overlay Style

☐ Standard

☒ Overlay

Page Element Visibility

Page updated. View Page

☒ Show☐ Hide

Page

PageBlock

Status & visibility

VisibilityPublic

PublishOctober 6, 2022 3:07 pm

Authorkevin@digitalgravy.co

Move to trash

50 Revisions

Permalink

URL Slug

hero-mike

The last part of the URL. [Read about permalinks](#)

VIEW PAGE

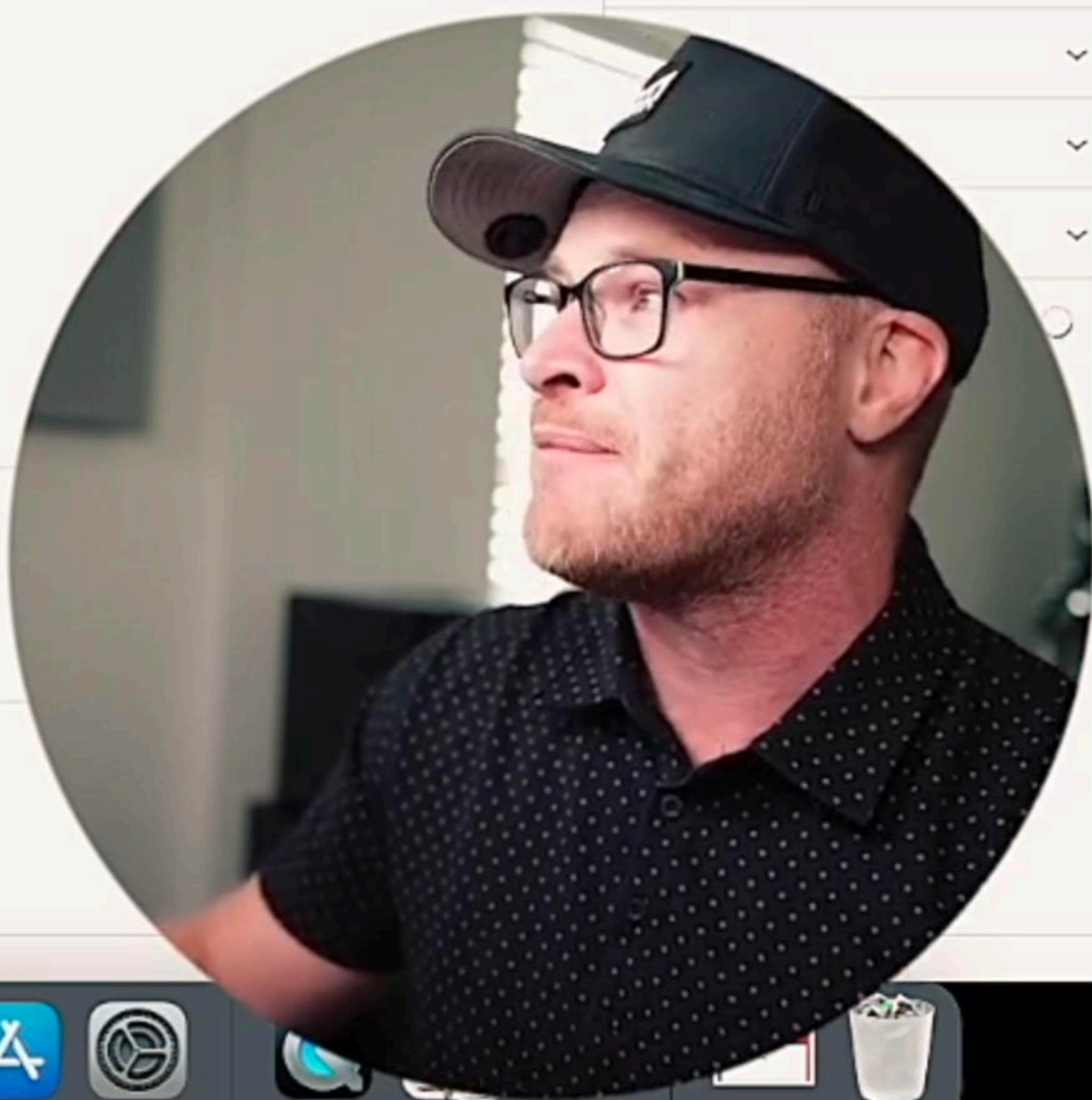
<http://training.local/hero-mike/>

Featured image

🍏🍌🍎

⏮⏪⏩⏭

09:34



Header Alpha

#000000 1

.fr-header-alpha

CONTENT

STYLE

LAYOUT

TYPOGRAPHY

BACKGROUND

BORDER / BOX SHADOW

GRADIENT / OVERLAY

SHAPE DIVIDERS

TRANSFORM

CSS

ATTRIBUTES

data-header-style

Name

data-header-style

Value

+

ADD ATTRIBUTES

Custom attributes will be added to the most relevant HTML node.

logoipsum

Home About Services Contact

CALL TO ACTION HEADING

Lorem ipsum dolor sit amet, consectetur adipiscing elit, sed do eiusmod tempor incididunt ut labore et dolore magna aliqua.

Call to action

Once we have your content finalized, we'll replace this placeholder text with your real content.

Footer Link

Footer Link

Footer Link

Footer Link

Copyright © 2022 • bricks-acss

Privacy Policy

Disclaimer

Cookie Notice

Structure

- Header Alpha
 - Inner
 - Logo
 - Nav Menu

All attributes must start with 'data-'. This can be followed by any individual name



How to Create a Simple Toggle-Based Overlay Header in Bricks Builder.mp4

Chrome File Edit View History Bookmarks Profiles Tab Window Help

Not Secure | training.local/template/header?bricks=run

Facebook Hey! Business Personal Hosting Resources Basecamp Automatic.css Hubspot HelpScout GenLus InnerCircle ACSS Plausible Pika WaaS Footer - SubCapti... EasyWeb Contact Section E... Fix Paragraph Spa...

W 1960 H 100

11:22

Header Alpha

#000000

CONTENT

STYLE

LAYOUT

TYPOGRAPHY

BACKGROUND

BORDER / BOX SHADOW

GRADIENT / OVERLAY

SHAPE DIVIDERS

TRANSFORM

CSS

ATTRIBUTES

data-header-style

Name

data-header-style

Value

Select dynamic data

head

META BOX (PAGES)

Header Overlay Style

Custom attributes will be added to the most relevant HTML node.

logoipsum

Home About Services Contact

CALL TO ACTION HEADING

Lorem ipsum dolor sit amet, consectetur adipiscing elit, sed do eiusmod tempor incididunt ut labore et dolore magna aliqua.

Call to action

logoipsum

This is just placeholder text. Don't be alarmed, this is just here to fill up space since your finalized copy isn't ready yet. Once we have your content finalized, we'll replace this placeholder text with your real content.

I AM A HEADING

Footer Link

Footer Link

Footer Link

Footer Link

I AM A HEADING

Footer Link

Footer Link

Footer Link

Footer Link

Copyright © 2022 • bricks-acss

Privacy Policy Disclaimer Cookie Notice

There is an autosave more recent than the version you are currently viewing. PREVIEW AUTOSAVE

How to Create a Simple Toggle-Based Overlay Header in Bricks Builder.mp4

Chrome File Edit View History Bookmarks Profiles Tab Window Help

training.local/template/header?bricks=run

Facebook Hey! Business Personal Hosting Resources Basecamp Automatic.css Hubspot HelpScout GenLus InnerCircle ACSS Plausible Pika WaaS Footer - SubCapti... EasyWeb Contact Section E... Fix Paragraph Spa...

Structure

Header Alpha

Inner

Logo

Nav Menu

12:41

Header Alpha

#pxe-a@f47a1

.fr-header-alpha

CONTENTSTYLE

LAYOUT

TYPOGRAPHY

BACKGROUND

BORDER / BOX SHADOW

GRADIENT / OVERLAY

SHAPE DIVIDERS

TRANSFORM

CSS

ATTRIBUTES

data-header-style

Name

data-header-style

Value

{mb_page_radio_01hidn5ec}

+

ADD ATTRIBUTES

Custom attributes will be added to the most relevant HTML node.

logoipsum

HomeAboutServicesContact

CALL TO ACTION HEADING

Lorem ipsum dolor sit amet, consectetur adipiscing elit, sed do eiusmod tempor incididunt ut labore et dolore magna aliqua.

Call to action

logoipsum

I AM A HEADING

Footer Link

I AM A HEADING

Footer Link

Footer Link

Footer Link

Footer Link

Footer Link

Copyright © 2022 • bricks-acss

Privacy PolicyDisclaimerCookie Notice

Structure

Header Alpha

Inner

Logo

Nav Menu

How to Create a Simple Toggle-Based Overlay Header in Bricks Builder.mp4

ChromeFileEditViewHistoryBookmarksProfilesTabWindowHelp

Edit Field Group "All Pages" xHero Mike – bricks-acss xHeader (Template) xHeader (Template) x

Not Secure | training.local/template/header?bricks=run

FacebookHey!BusinessPersonalHostingResourcesBasecampAutomatic.cssHubspotHelpScoutGeniusInnerCircleACSSPlausiblePikaWasFooter – SubCapti...EasyWebContact Section E...Fix Paragraph Spa...

W1960H100%

Mon Oct 24 4:27 PM

Now the value of the toggle is dynamically entered into this field

amazon music

OCT 1 24

Google

Firefox

VS Code

Discord

LIVE

Clash Royale

Bricks Builder

Ai

Lr

Lightroom

App Store

System

12:49

How to Create a Simple Toggle-Based Overlay Header in Bricks Builder.mp4

ChromeFileEditViewHistoryBookmarksProfilesTabWindowHelp

Edit Field Group "All Pages" xHero Mike - bricks-acss xHeader (Template) xHeader (Template) xHeader (Template) x+

Not Secure | training.local/hero-mike/

FacebookHey!BusinessPersonalHostingResourcesBasecampAutomatic.cssHubspotHelpScoutGeniusInnerCircleACSSPlausiblePikaWasSFooter - SubCapti...EasyWebContact Section E...Fix Paragraph Spa...

Dimensions: Responsive x852 x1067 100%

ElementsConsoleSourcesNetworkPerformanceMemoryApplicationSecurityLighthouse

bricks-acssCustomize10NewEdit PageEdit with BricksRender with Bricks

div.brxe-section.fr-header-alpha852 x 90.55

accent heading

I AM A HEADING

This is just placeholder text. Don't be alarmed, this is just here to fill up space since your finalized copy isn't ready yet.

STAFF PICK

Tasha Running

03:54

logoipsum' logoipsum' logoipsum' logoipsum' logoipsum'

```
<!DOCTYPE html>
<html lang="en-US" class="no-js no-svg">
  <head>...</head>
  <body class="page-template-default page page-id-54 logged-in admin-bar brx-body bricks-is-frontend wp-embed-r
    responsive customize-support" cz-shortcut-listen="true">
    <a class="skip-link" href="#brx-content" aria-label="Skip to main content">Skip to main content</a>
    <a class="skip-link" href="#brx-footer" aria-label="Skip to footer">Skip to footer</a>
    <header id="brx-header">
      <div class="brxe-section fr-header-alpha" data-header-style="Overlay">...</div>
    </header>
    <main id="brx-content">...</main>
    <footer id="brx-footer">...</footer>
    <script type="text/javascript">...</script>
    <script type="text/javascript">...</script>
    <script src="http://training.local/wp-includes/js/hoverintent-js.min.js?ver=2.2.1" id="hoverintent-js-js">
    </script>
    <script src="http://training.local/wp-includes/js/admin-bar.min.js?ver=6.0.2" id="admin-bar-js"></script>
    <script id="bricks-scripts-js-extra">...</script>
    <script src="http://training.local/wp-content/themes/bricks/assets/js/bricks.min.js?ver=1664377336" id="bri
    cks-scripts-js"></script>
    <script src="http://training.local/wp-includes/js/jquery/jquery.min.js?ver=3.6.0" id="jquery-core-js">
    </script>
    <script src="http://training.local/wp-includes/js/jquery/jquery-migrate.min.js?ver=3.3.2" id="jquery-migrat
    e-js"></script>
    <script>...</script>
    <div id="wpadminbar" class="nojq">...</div>
  </body>
</html>
```

StylesComputed

:hov .cls +

element.style {

.fr-header-alpha.brxe-section {

padding-top: var(--space-m);

padding-right: var(--section-padding-x);

padding-bottom: var(--space-m);

padding-left: var(--section-padding-x);

[frontend.mi_664377336:1

class*=brxe-] {

max-width: 100%;

frontend.mi_664377336:1

center;

column;

:1

f

:1

BOX;

5440306:6

body.page-template-default.page.page-id-54.logged-in.admin-bar.brx-body.bricks-is-frontend.wp-embed-

13:43



WordPress 6.0.3 is available! [Please update now.](#)

Edit SCSS snippet

Title: Global

Description (optional):

How to render the SCSS: External

Minify Output: ☐

Autoreload Changes: ☒

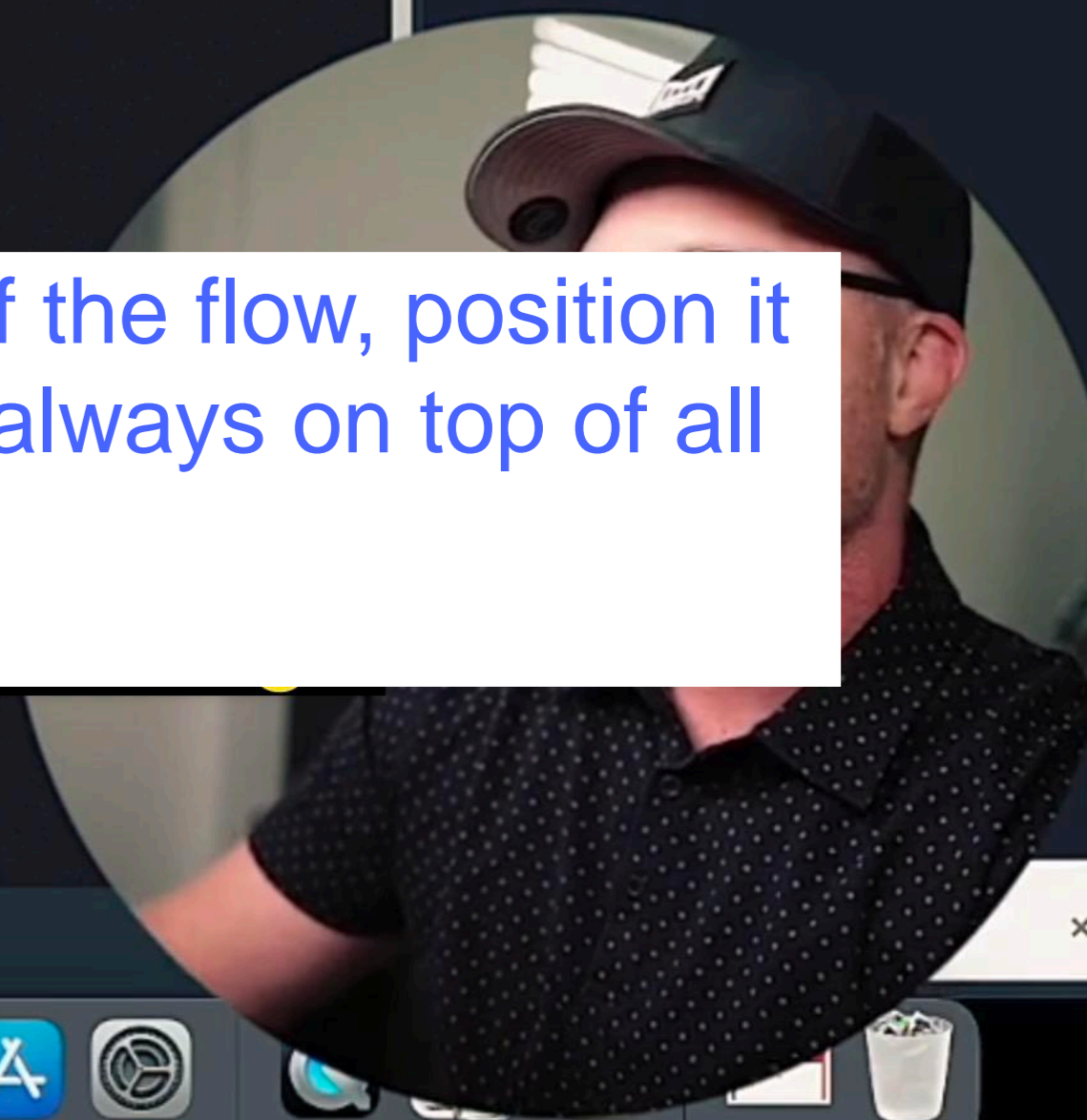
Script Location: Header

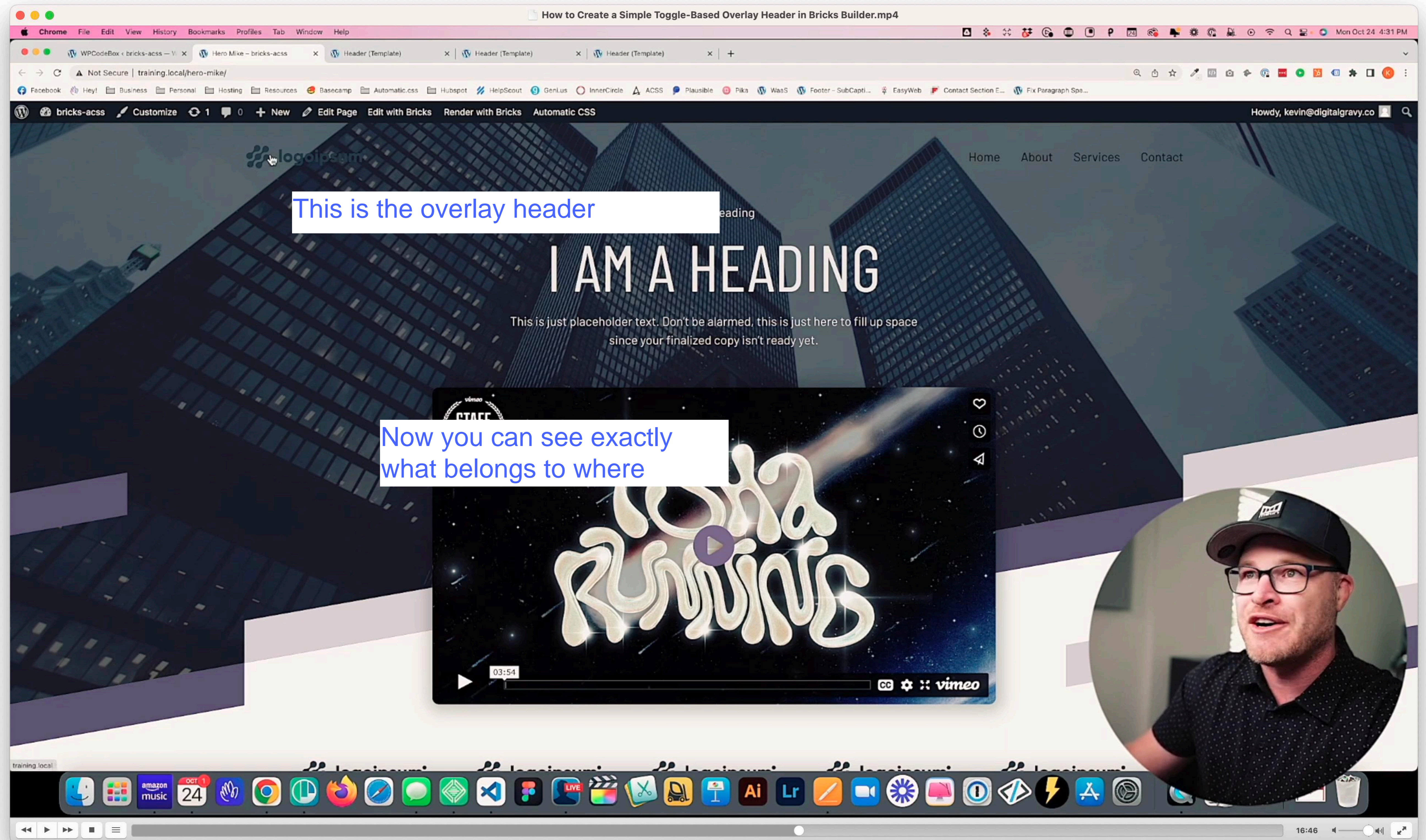
Snippet Order: 10

Where to run the snippet: Everywhere

```
5 }
6
7 .grid-gap {
8   gap: var(--grid-gap);
9 }
10
11 .services-grid {
12
13   display: grid;
14   gap: var(--grid-gap);
15
16   @media (min-width: 767px) {
17     display: grid;
18     grid-template-columns: repeat(3, 1fr);
19     gap: var(--grid-gap);
20     align-items: stretch;
21   }
22 }
23
24
25 [data-header-style="Overlay"] {
26   position: absolute;
27   top: 0;
28   left: 0;
29   z-index: 9999;
30 }
31
32
33
34
```

With this we first take the header out of the flow, position it on the top left and make sure that it is always on top of all the other elements





This is the overlay header

Now you can see exactly what belongs to where

Chrome

File Edit View History Bookmarks Profiles Tab Window Help

WPCodeBox < bricks-acss — V x Hero Mike — bricks-acss x Header (Template) x Header (Template) x +

Not Secure | training.local/hero-mike/

Facebook Hey! Business Personal Hosting Resources Basecamp Automatic.css Hubspot HelpScout GenLus InnerCircle ACSS Plausible Pika WaaS Footer - SubCapti... EasyWeb Contact Section E... Fix Paragraph Spa...

Dimensions: Responsive 852 x 1066 100%

Elements Console Sources Network Performance Memory Application Security Lighthouse

Styles Computed Layout Event Listeners

Filter :hov .cls +

element.style { }

.fr-brx-nav-alpha.brxe-nav-menu .bricks-nav-menu > li > a { color: var(--shade-comp); }

.brxe-nav-menu .bricks-nav-menu li a { align-items: center; display: block; position: relative; }

body a { color: var(--primary); font-weight: 400; -webkit-text-decoration: none; text-decoration: none; }

a { border-color: currentColor; color: currentColor; cursor: pointer; text-decoration: none; }

a { -webkit-text-decoration: none; background: none; }

* { border: none; }

*, :after box-shadow: none; outline: none; }

*, ::before box-sizing: border-box; }

a:-webkit-any-link { }

How to Create a Simple Toggle-Based Overlay Header in Bricks Builder.mp4

Mon Oct 24 4:33 PM

bricks-acss Customize 1 0 + New Edit Page Edit with Bricks Render with Bricks

Automatic CSS Howdy, kevin@digitalgravy.co

logoipsum

accent heading

I AM A HEADING

This is just placeholder text. Don't be alarmed, this is just here to fill up space since your finalized copy isn't ready yet.

STAFF PICK

Tasha Runnings

03:54

CC Settings Vimeo

logoipsum logoipsum logoipsum

logoipsum logoipsum

<!DOCTYPE html>

<html lang="en-US" class="no-js no-svg">

<head>...</head>

<body class="page-template-default page page-id-54 logged-in admin-bar brx-bo

dy bricks-is-frontend wp-embed-responsive customize-support" cz-shortcut-

listen="true"> flex

<a class="skip-link" href="#brx-content" aria-label="Skip to main cont

Skip to main content

Skip to

footer

<header id="brx-header">

<div class="brxe-container" id="brxe-container"> flex

<div class="brxe-image fr-header-alpha__logo" href="/">...

<div id="brxe-8355a7" class="brxe-nav-menu fr-brx-nav-alpha">

<nav class="bricks-nav-menu-wrapper tablet_portrait">

<ul id="menu-menu" class="bricks-nav-menu" role="menubar"> flex

<li id="menu-item-193" class="menu-item menu-item-type-custom me

nu-item-object-custom menu-item-193 bricks-menu-item" role="menu

item" data-top-index="0" aria-expanded="false">

Home == \$0

<li id="menu-item-194" class="menu-item menu-item-type-custom me

nu-item-object-custom menu-item-194 bricks-menu-item" role="menu

item" data-top-index="1" aria-expanded="false">...

<li id="menu-item-195" class="menu-item menu-item-type-custom me

nu-item-object-custom menu-item-195 bricks-menu-item" role="menu

item" data-top-index="2" aria-expanded="false">...

<li id="menu-item-196" class="menu-item menu-item-type-custom me

nu-item-object-custom menu-item-196 bricks-menu-item" role="menu

item" data-top-index="3" aria-expanded="false">...

</nav>

<button class="bricks-mobile-menu-toggle" aria-haspopup="true" aria-

label="Mobile menu" aria-pressed="false">...</button>

<nav class="bricks-mobile-menu-wrapper left">...</nav> flex

<div class="bricks-mobile-menu-overlay"></div>

</div>

</div>

This rule controls the colors of the links

Kevin

How to Create a Simple Toggle-Based Overlay Header in Bricks Builder.mp4

Chrome File Edit View History Bookmarks Profiles Tab Window Help

WPCodeBox < bricks-acss — V x Hero Mike — bricks-acss x Header (Template) x Header (Template) x Header (Template) x +

Not Secure | training.local/wp-admin/admin.php?page=wpcb_menu_page_php

Facebook Hey! Business Personal Hosting Resources Basecamp Automatic.css Hubspot HelpScout Gen.us InnerCircle ACSS Plausible Pika WaaS Footer - SubCapti... EasyWeb Contact Section E... Fix Paragraph Spa...

bricks-acss 2 0 + New Automatic CSS Howdy, kevin@digitalgravy.co

Dashboard Bricks Posts Media Pages Comments Appearance Plugins Users Tools Settings Automatic CSS Meta Box WPCodeBox Collapse menu

WordPress 6.0.3 is available! [Please update now.](#)

Edit SCSS snippet

Title: Global

Description (optional):

How to render the SCSS: External

Minify Output: ☐

Autoreload Changes: ☒

Script Location: Header

Snippet Order: 10

Where to run the snippet: Everywhere

```
11 .services-grid {
12
13     display: grid;
14     gap: var(--grid-gap);
15
16     @media (min-width: 767px) {
17         display: grid;
18         grid-template-columns: repeat(3, 1fr);
19         gap: var(--grid-gap);
20         align-items: stretch;
21     }
22 }
23
24
25 [data-header-style="Overlay"] {
26     position: absolute;
27     top: 0;
28     left: 0;
29     z-index: 9999;
30
31     .fr-brx-nav-alpha.brx-nav-menu .bricks-nav-menu > li > a {
32         color: black;
33         filter: invert(1);
34     }
35 }
36
37
38
39
40
```

New Snippet Repository Settings Support

Search Snippets...

Local Snippets

Global

Cloud Snippets

We first make the links black and then invert the color. This makes them white

amazon music 24 19:56

How to Create a Simple Toggle-Based Overlay Header in Bricks Builder.mp4

ChromeFileEditViewHistoryBookmarksProfilesTabWindowHelp

WPCodeBox < bricks-acss — V...Hero Mike — bricks-acssHeader (Template)Header (Template)Header (Template)

Not Secure | training.local/hero-mike/

FacebookHey!BusinessPersonalHostingResourcesBasecampAutomatic.cssHubspotHelpScoutGeniusInnerCircleACSSPlausiblePikaWaaSFooter - SubCapti...EasyWebContact Section E...Fix Paragraph Spa...

bricks-acssCustomize10NewEdit PageEdit with BricksRender with BricksAutomatic CSS

Howdy, kevin@digitalgravy.co

logoipsum

HomeAboutServicesContact

accent heading

I AM A HEADING

This is just placeholder text. Don't be alarmed, this is just here to fill up space since your finalized copy isn't ready yet.

STAFF PICK

Tasha Runtz

03:54

CCvimeo

Tasha Runtz

amazon musicOCT 24

Google Chrome

Firefox

Safari

WhatsApp

Telegram

VS Code

Discord

LIVE

Clips

Photos

Calendar

Ai

Lr

Lightroom

Zoom

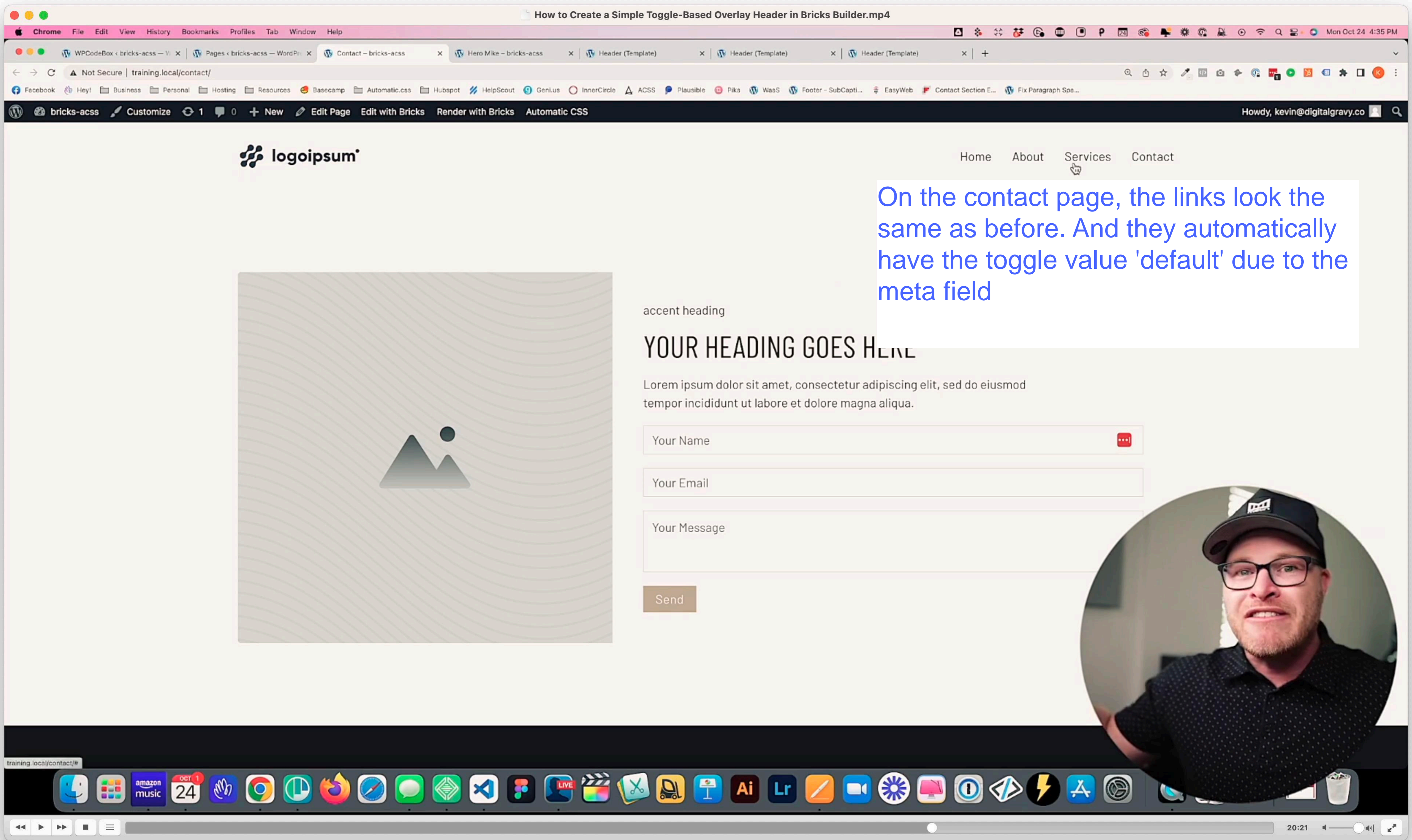
Spotify

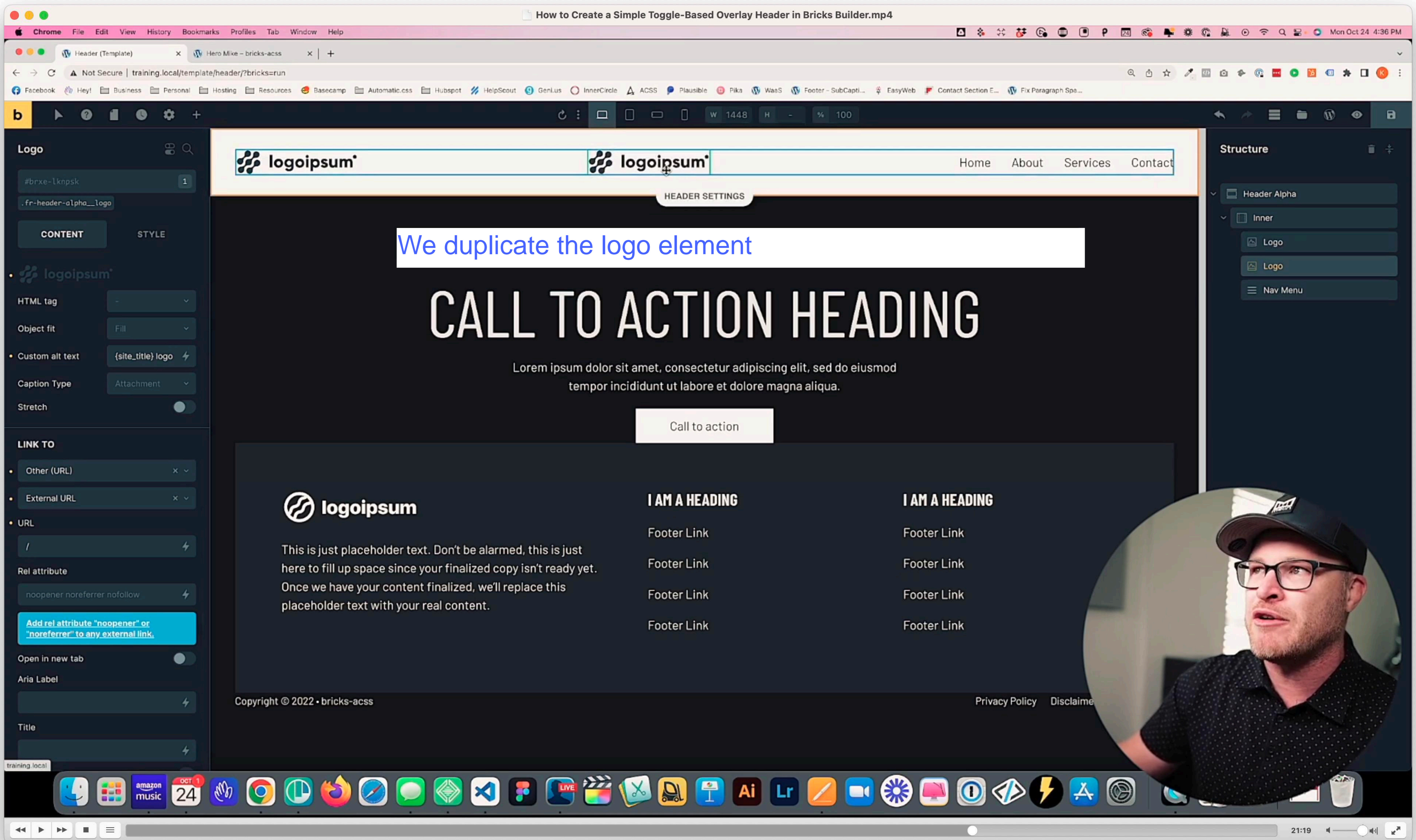
App Store

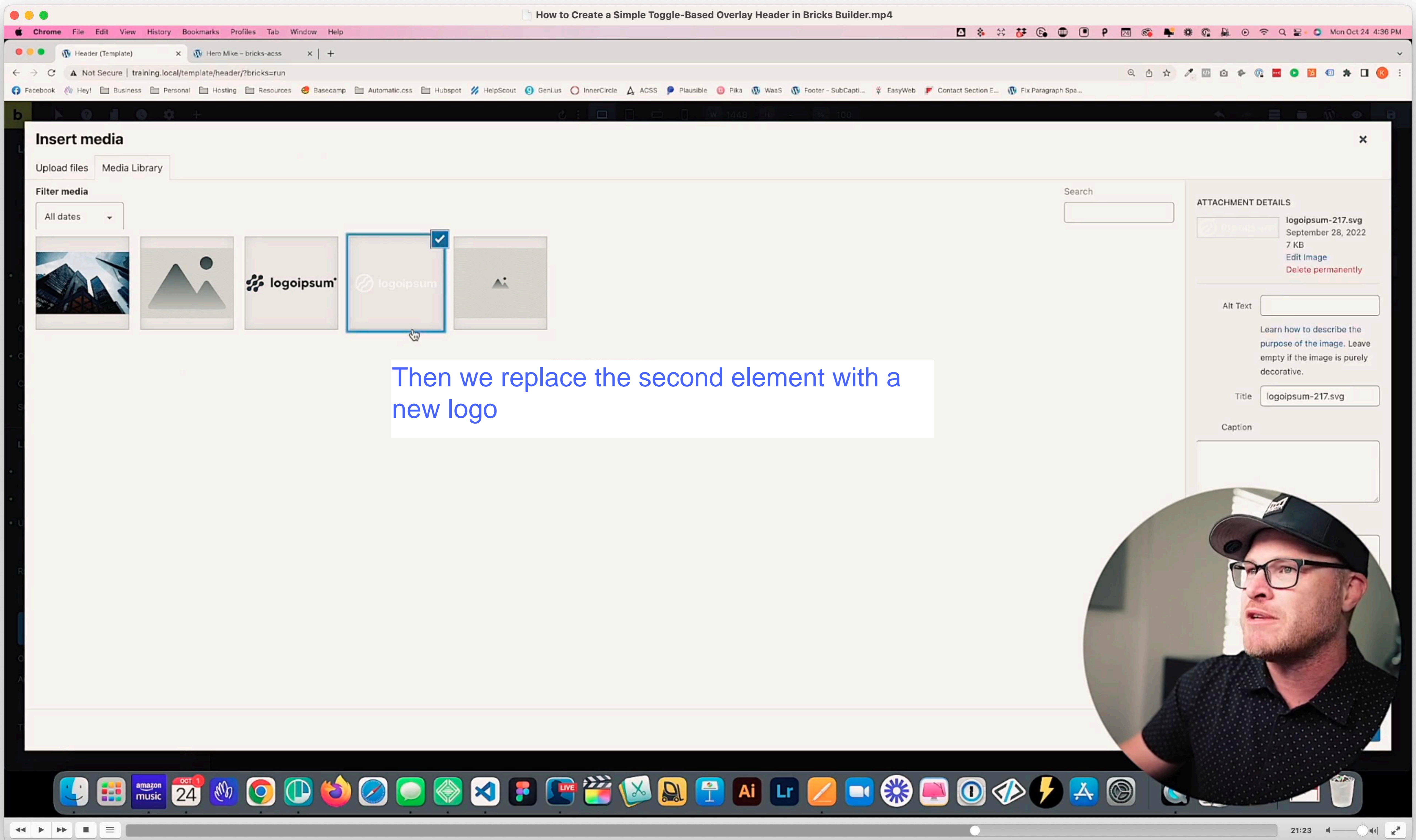
System

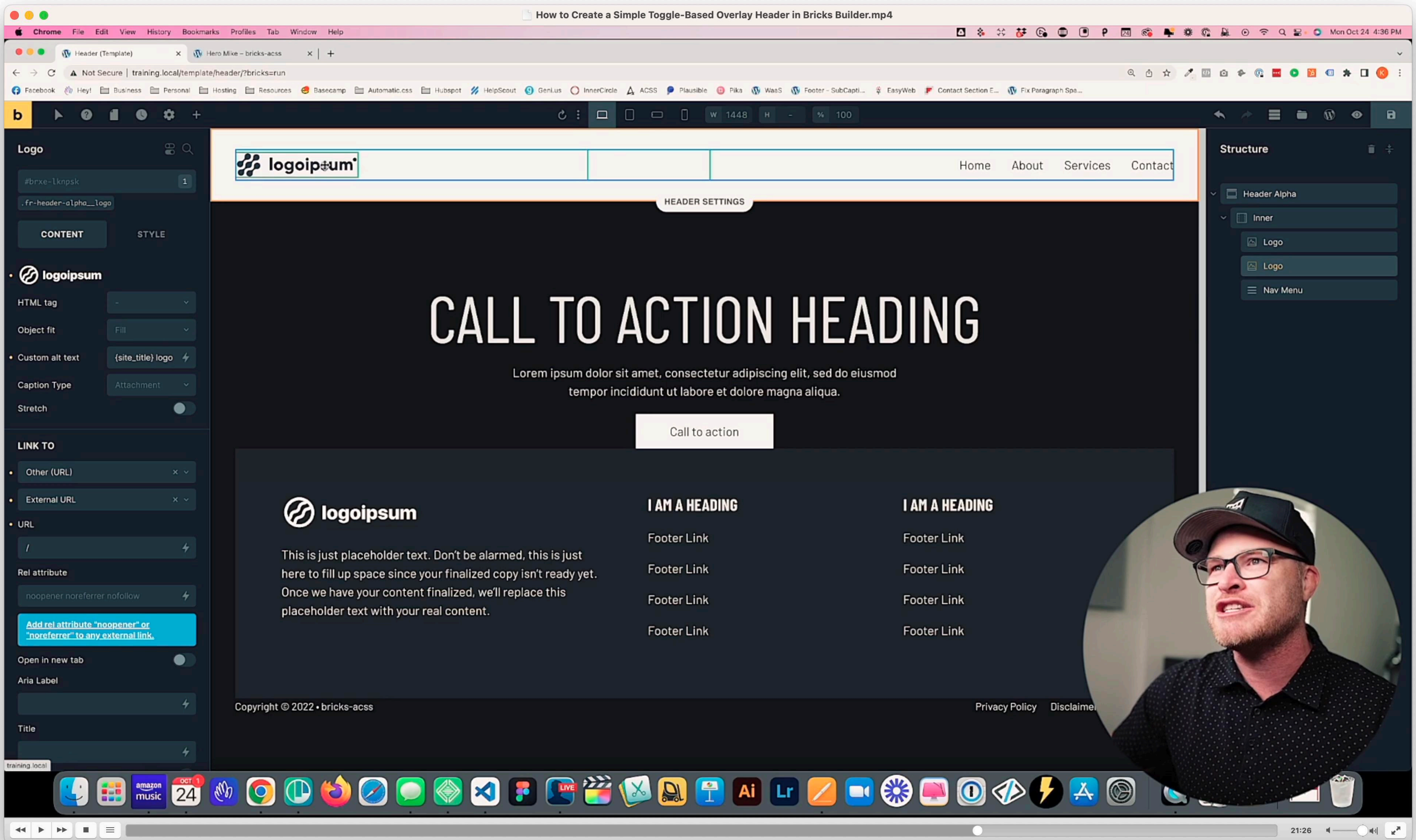
20:03

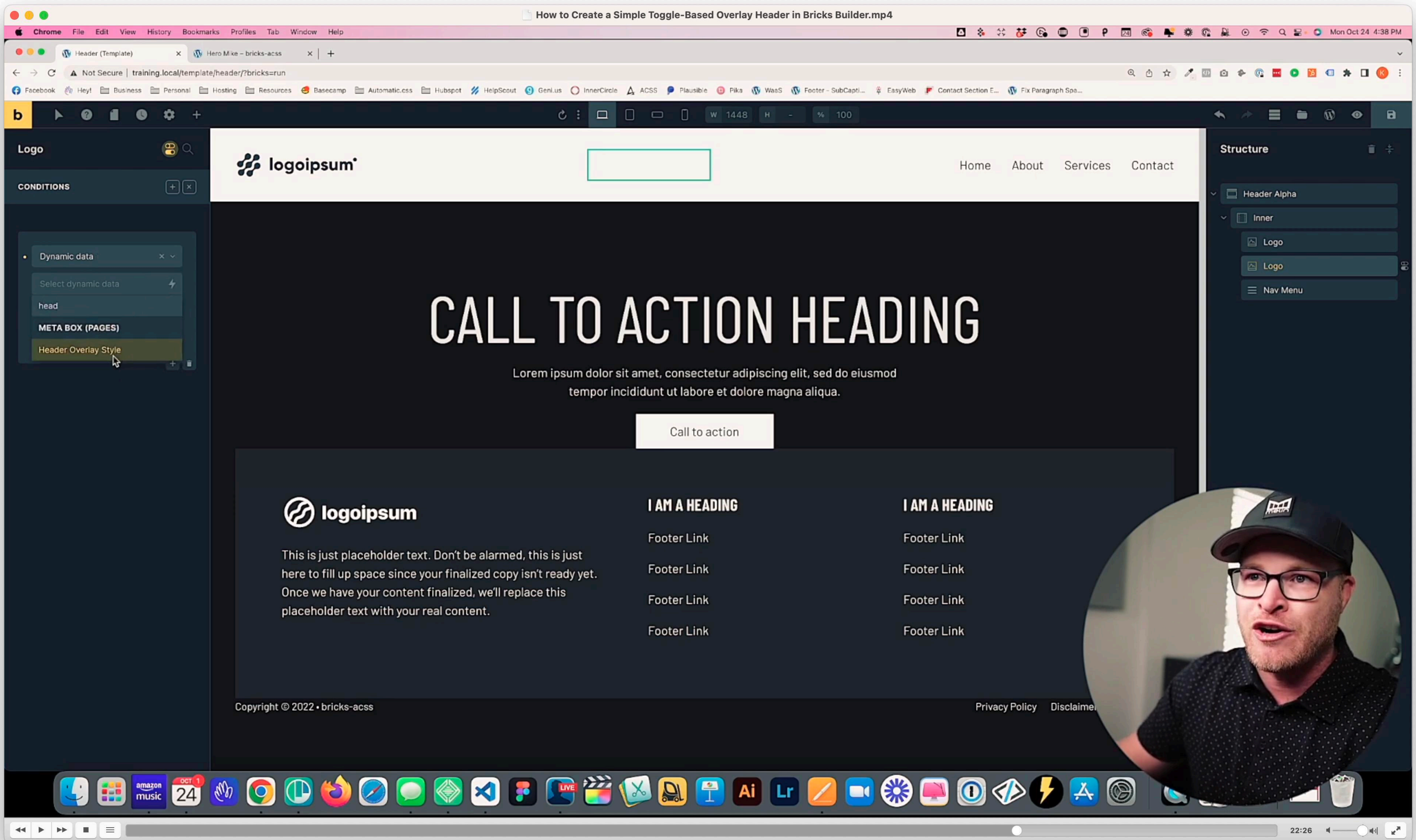














Chrome

File Edit View History Bookmarks Profiles Tab Window Help

Header (Template) x Hero Mike - bricks-acss x +

Not Secure | training.local/template/header?bricks=run

Facebook Hey! Business Personal Hosting Resources Basecamp Automatic.css Hubspot HelpScout Geni.us InnerCircle ACSS Plausible Pika WasS Footer - SubCapti... EasyWeb Contact Section E... Fix Paragraph Spe...

b

W 1448 H - % 100

Logo

CONDITIONS

Dynamic data

{mb_page_radio_0lihio9n5ec}

!=

Overlay

logoipsum

Home About Services Contact

Does not equal

CALL TO ACTION HEADING

Call to action

logoipsum

This is just placeholder text. Don't be alarmed, this is just here to fill up space since your finalized copy isn't ready yet. Once we have your content finalized, we'll replace this placeholder text with your real content.

I AM A HEADING

I AM A HEADING

Footer Link

Footer Link

Footer Link

Footer Link

Footer Link

Footer Link

Copyright © 2022 • bricks-acss

Privacy Policy Disclaimer

Structure

Header Alpha

Inner

Logo

Logo

Nav Menu

amazon music

OCT 1 24

Google

Firefox

VS Code

Discord

LIVE

Clash Royale

Scissors

Truck

Lightbulb

Ai

Lr

Lightning

App Store

System

24:28

How to Create a Simple Toggle-Based Overlay Header in Bricks Builder.mp4

ChromeFileEditViewHistoryBookmarksProfilesTabWindowHelp

Header (Template)Hero Mike - bricks-acss

Not Secure | training.local/hero-mike/#

FacebookHey!BusinessPersonalHostingResourcesBasecampAutomatic.cssHubspotHelpScoutGeniusInnerCircleACSSPlausiblePikaWasSFooter - SubCapti...EasyWebContact Section E...Fix Paragraph Spe...

bricks-acssCustomize10+NewEdit PageEdit with BricksRender with BricksAutomatic CSS

Howdy, kevin@digitalgravy.co

logoipsum

HomeAboutServicesContact

Works

accent heading

I AM A HEADING

This is just placeholder text. Don't be alarmed, this is just here to fill up space since your finalized copy isn't ready yet.

STAFF PICK

Tasha Runnings

03:54

CCvimeo

amazon musicOCT 1 24

Google Chrome

Firefox

Safari

WhatsApp

Telegram

VS Code

Discord

LIVE

Clips

Photos

AI

Lr

Lightroom

Zoom

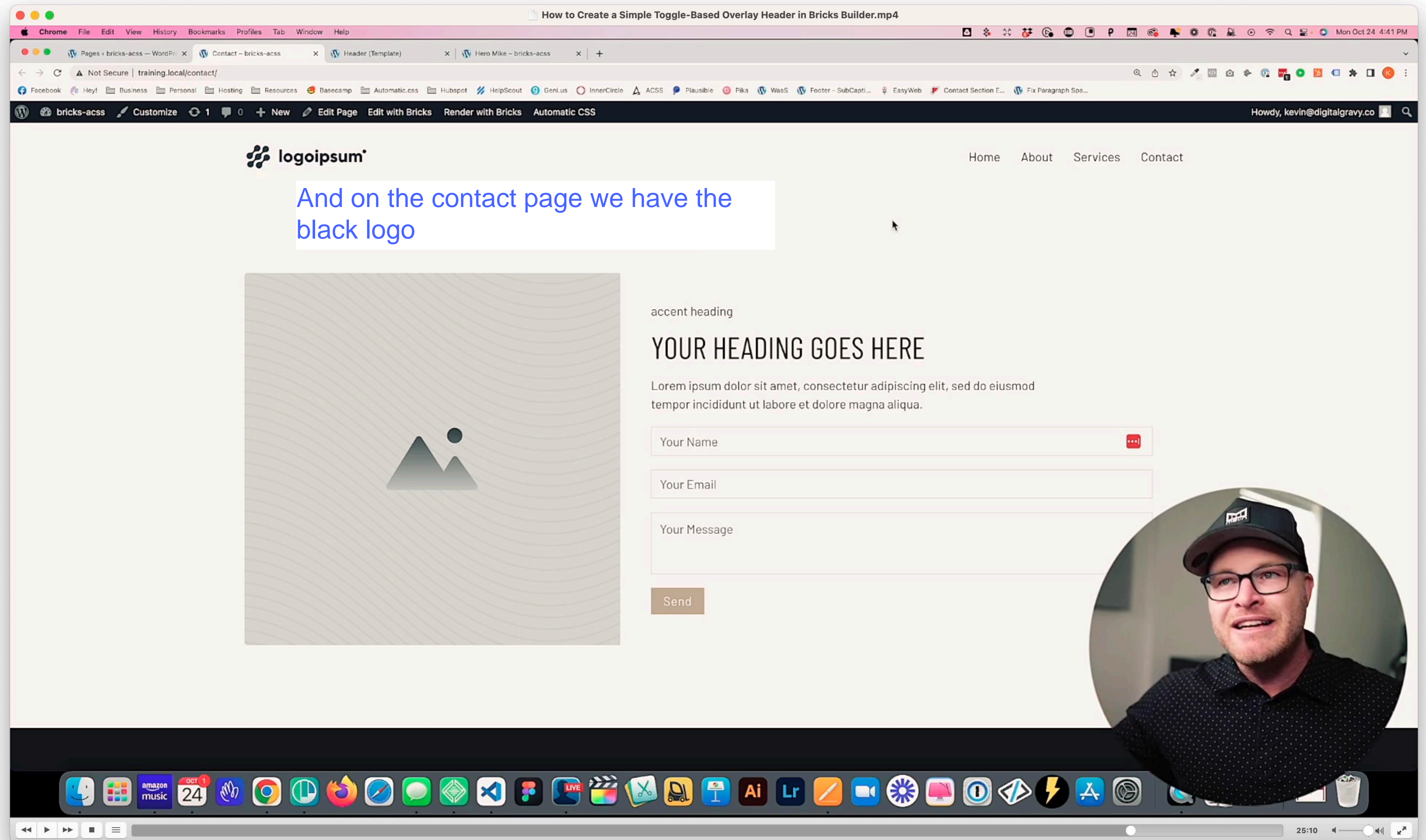
Calendar

App Store

System

24:51







How to Create a Simple Toggle-Based Overlay Header in Bricks Builder.mp4

ChromeFileEditViewHistoryBookmarksProfilesTabWindowHelp

Pages < bricks-acss — WordPress xContact — bricks-acss xHeader (Template) xEdit Page "Hero Mike" < bricks- x+

Not Secure | training.local/wp-admin/post.php?post=54&action=edit

FacebookHey!BusinessPersonalHostingResourcesBasecampAutomatic.cssHubspotHelpScoutGeniusInnerCircleACSSPlausiblePikaWasFooter - SubCapti...EasyWebContact Section E...Fix Paragraph Spa...

WP+↶↷ⓘ☰EDIT WITH BRICKS

Switch to draftPreviewUpdate⚙️⋮

Hero Mike

Type / to choose a block

+

All Pages

Header Overlay Style

☒ Standard

☐ Overlay

Page Element Visibility

Footer CTA

☒ Show

☐ Hide

Page

PageBlock

Status & visibility

VisibilityPublic

PublishOctober 6, 2022 3:07 pm

Author

kevin@digitalgravy.co

Move to trash

50 Revisions

Permalink

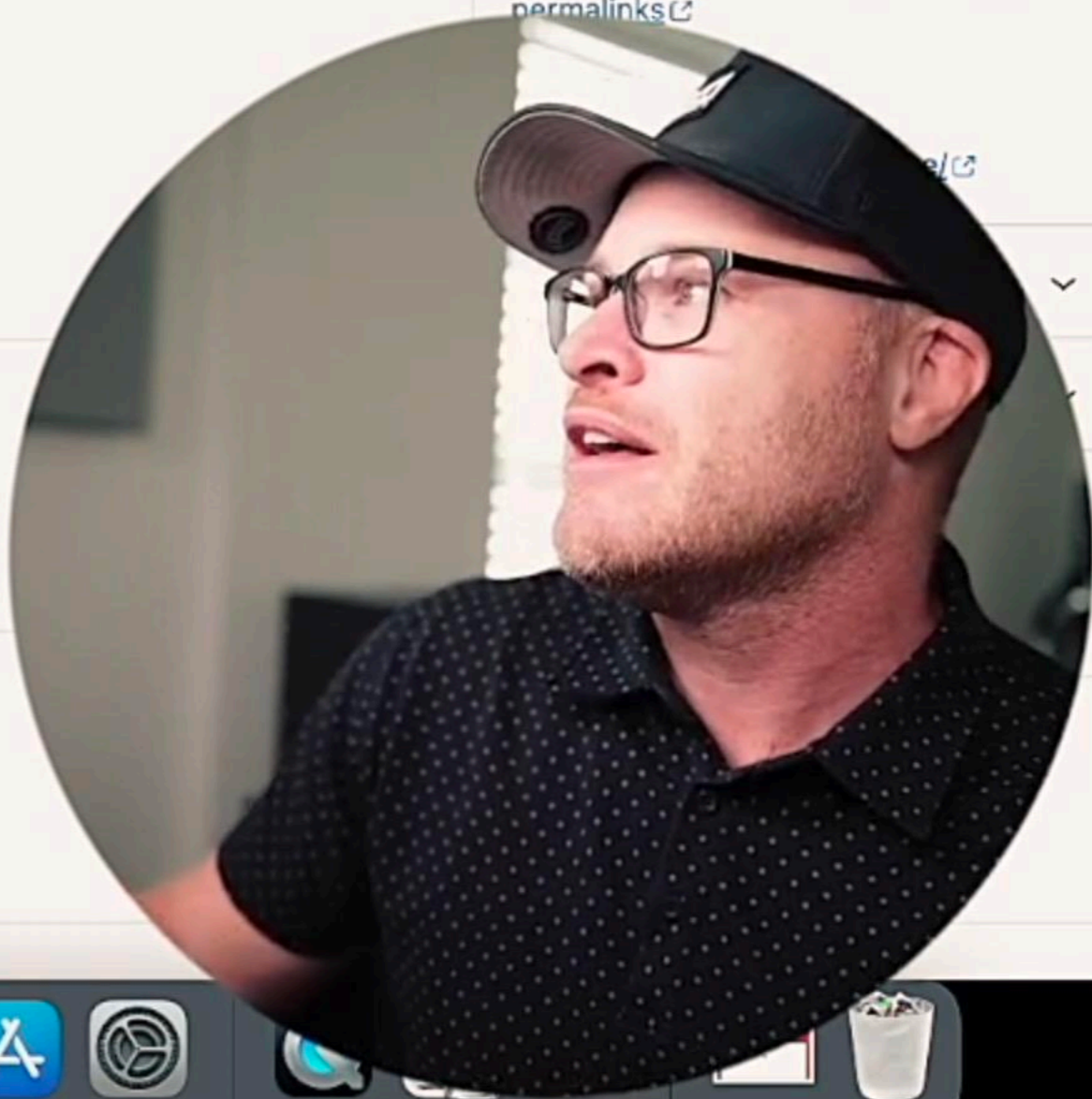
URL Slug

hero-mike

The last part of the URL. [Read about permalinks](#)

Now you can see exactly what belongs to where

We check this now and set the header to 'standard'



amazon music

OCT 1 24

🖱️

🌐

📊

🔥

📶

💬

🎮

🔧

📺

🎬

LIVE

🎞️

✂️

🚚

📺

Ai

Lr

📝

📹

⚙️

🖨️

🔌

📱

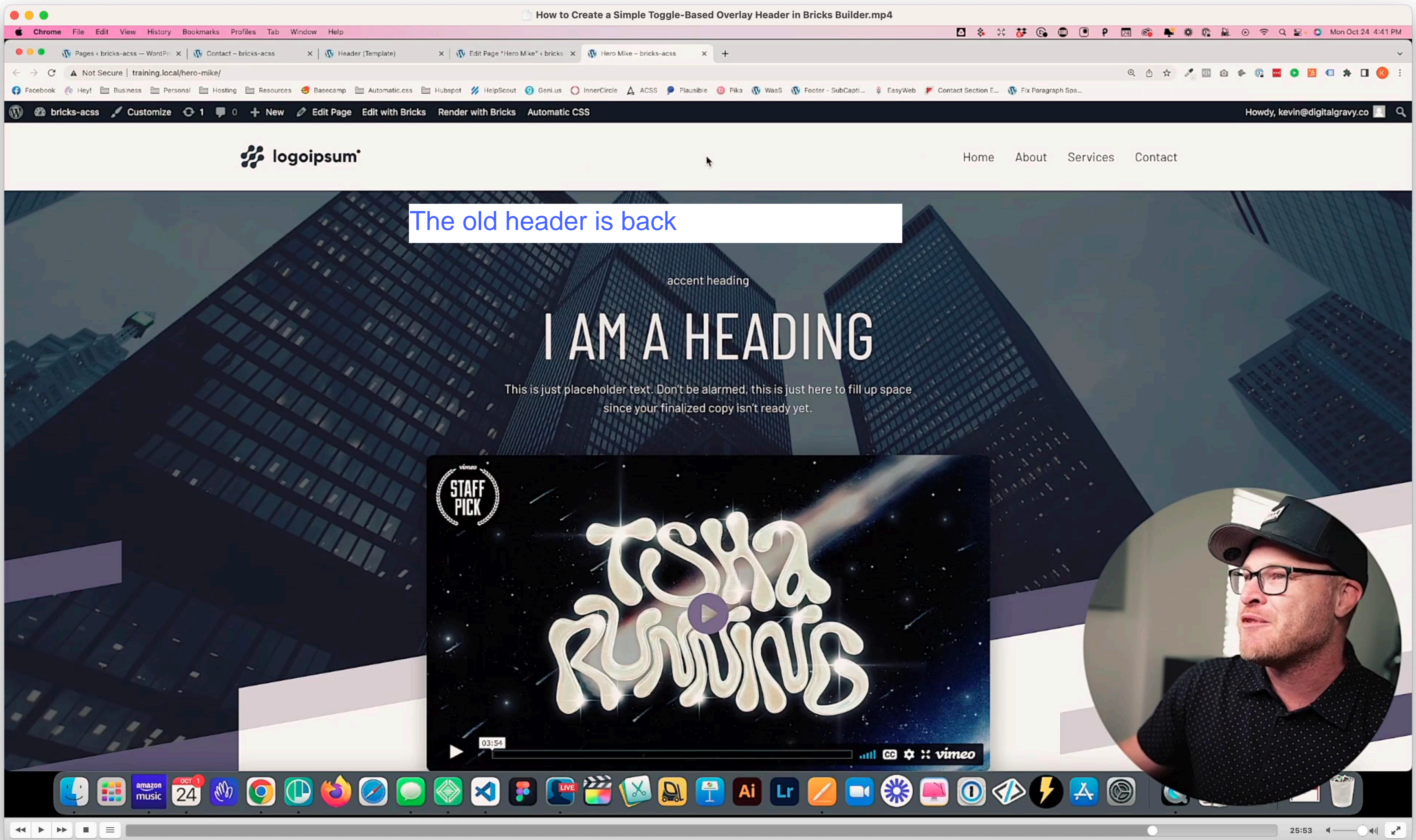
🌀

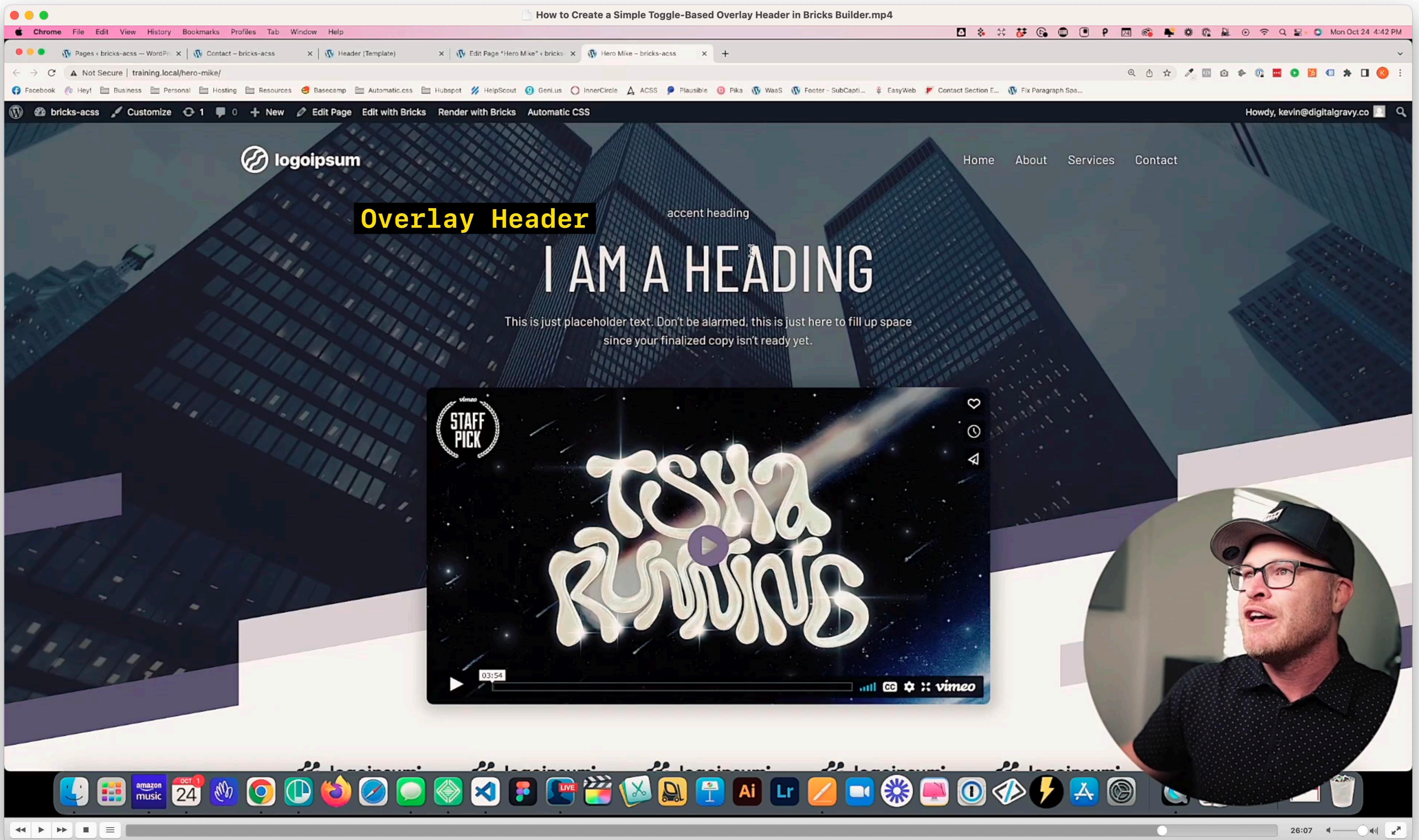
🗑️

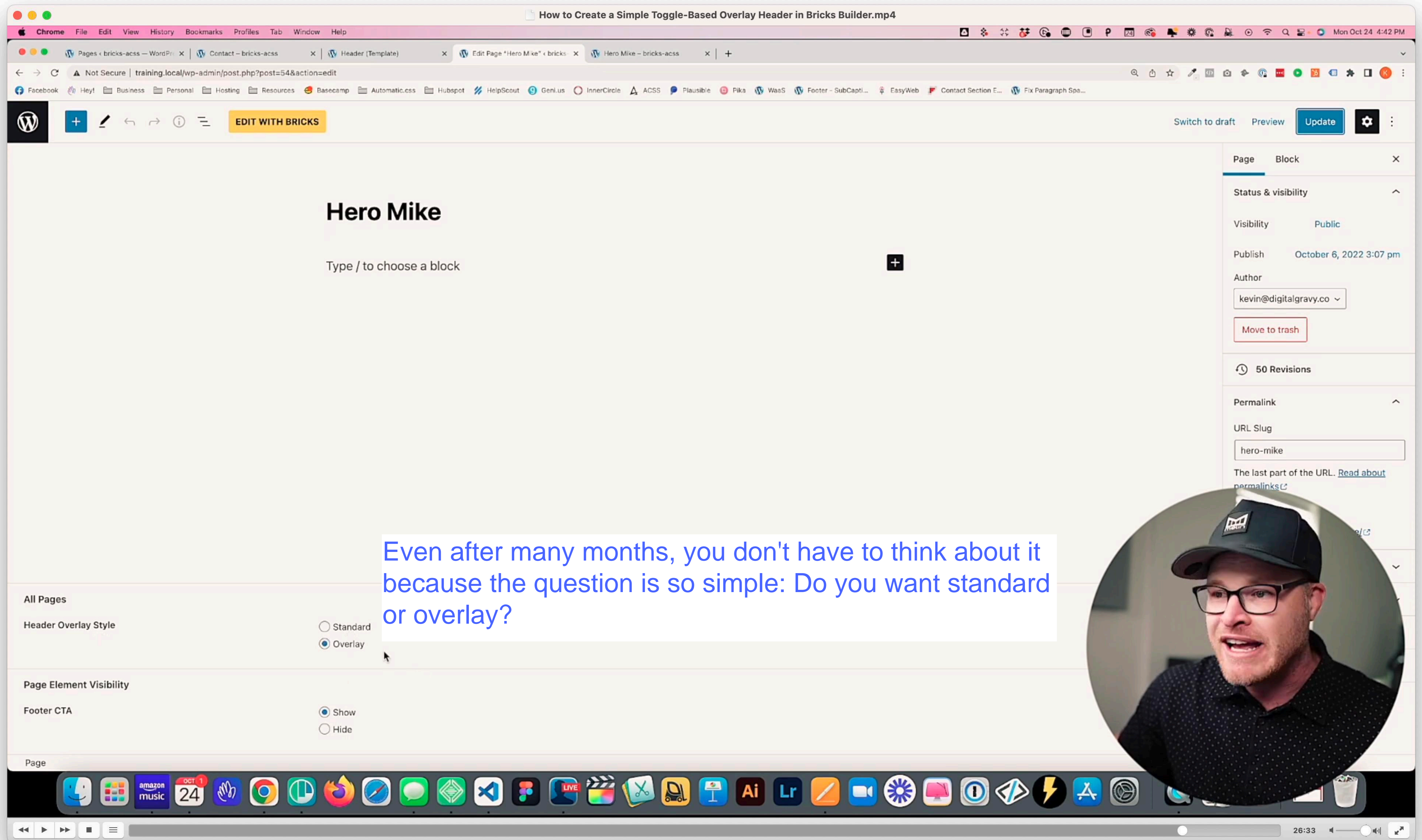
25:47

🔊

🔍







Even after many months, you don't have to think about it because the question is so simple: Do you want standard or overlay?

