

Div (#92)
Section > Div

CLASS footer-cta2 state

Primary

Layout Child Elements

Vertical Horizontal Grid

Gap

px

Width

px

Background color

Tag

div

Use custom tag

Div 'footer-cta2'

Logo

Lorem ipsum dolor sit amet, consectetur adipiscing elit, sed do eiusmod tempor incididunt ut labore et dolore magna aliqua.

Company

About Us

Leadership

Contact Us

What We Do

Products

Services

Principals

Legal

Terms of Service

Privacy Policy

Accessibility Policy



How to Properly Create a Scalable, Dynamic, Overlapping Footer CTA in a Template without Breaking Your Page Design.mp4

Primary - Digital Gravy Training

https://training.digitalgravy.dev/?ct_template=primary&ct_builder=true

Hey! Business Business Made Sim... Biz Dashboard Hosting Resources Personal Automatic CSS MarketingAutomation Automatic.css HelpScout Basecamp Facebook Geni.us InnerCircle Automatic.css Com... Discord Inspiration Crypto SCSS Accessibility Jasper Outdoors

Previewing Home

Add Element

Section > Div

CLASS footer-cta2 state

Primary Advanced

All Styles / Size & Spacing

Padding

var(--space-xl) px

var(--t) var(--t) px px

var(--t) px

apply all

Margin

px

px px

px

Width

100 %

px px

Height

px

px

px

Logo

Lorem ipsum dolor sit amet, consectetur adipiscing elit, sed do eiusmod tempor incididunt ut labore et dolore magna aliqua.

Div

var(--primary)

Company

About Us

Leadership

Contact Us

What We Do

Products

Services


Principals

Legal

Terms of Service

Privacy Policy

Accessibility Policy



06:53

Primary - Digital Gravy Training

https://training.digitalgravy.dev/?ct_template=primary&ct_builder=true

Hey! Business Business Made Sim... Biz Dashboard Hosting Resources Personal Automatic CSS MarketingAutomation Automatic.css HelpScout Basecamp Facebook Geni.us InnerCircle Automatic.css Com... Discord Inspiration Crypto SCSS Accessibility Jasper Outdoors

Previewing Home

Button (#95)
Section > Div > Button

link_button-95-15 state

Enter class name... add class...

EXISTING SELECTORS

link_button-95-15

http:// set data

Target

_self

Rel

Content

Double-click to edit button text.

Button Style

Solid Outline

Button Size

10

Button Color

#1e73be

Button Hover Color

Text Color

#ffffff

Text Size

px

Font Family

Inherit

Font Weight

400

Logo

Lorem ipsum dolor sit amet, consectetur adipiscing elit, sed do eiusmod tempor incididunt ut labore et dolore magna aliqua.

f t i n

Double-click this headline to edit the text.

This is a Button text. Double-click this text to edit it.

Double-click to edit button text.

Company

About Us

Leadership

Contact Us

What We Do

Products

Services


Principals

Legal

Terms of Service

Privacy Policy

Accessibility Policy



07:12

Primary - Digital Gravy Training

https://training.digitalgravy.dev/?ct_template=primary&ct_builder=true

Hey! Business Business Made Sim... Biz Dashboard Hosting Resources Personal Automatic CSS MarketingAutomation Automatic.css HelpScout Basecamp Facebook Geni.us InnerCircle Automatic.css Com... Discord Inspiration Crypto SCSS Accessibility Jasper Outdoors

Previewing Home

Button (#95)
Section > Div > Button
CLASS btn—outline state

Primary Advanced

URL
http:// set data

Target
_self

Rel

Content
Double-click to edit button text.

Button Style
Solid Outline

Button Size

Button Color Button Hover Color

Text Color

Text Size
px

Font Family

Font Weight

Logo

Lorem ipsum dolor sit amet, consectetur adipiscing elit, sed do eiusmod tempor incididunt ut labore et dolore magna aliqua.

f t i n

Double-click this headline to edit the text.

This is a Button text. Double-click this text to edit it.

Double-click to edit button text.

btn—white and btn—outline

Company

About Us

Leadership

Contact Us

What We Do

Products

Services

Principals

Legal

Terms of Service

Privacy Policy

Accessibility Policy

07:18

Primary - Digital Gravy Training

How to Properly Create a Scalable, Dynamic, Overlapping Footer CTA in a Template without Breaking Your Page Design.mp4

https://training.digitalgravy.dev/?ct_template=primary&ct_builder=true

Hey! Business Business Made Sim... Biz Dashboard Hosting Resources Personal Automatic CSS MarketingAutomation Automatic.css HelpScout Basecamp Facebook Geni.us InnerCircle Automatic.css Com... Discord Inspiration Crypto SCSS Accessibility Jasper Outdoors

Previewing Home

Heading (#93)
Section > Div > Heading

CLASS footer-cta2_heading state

Primary Advanced

Content
Ready to talk?

Font Family

Text Color

Font Size
px

Font Weight

Tag
h2

Use custom tag

Ready to talk?

Double-click to edit button text.


footer-cta2__text

Ready to talk?

Double-click to edit button text.

Ready to talk?

Double-click to edit button text.



08:09

Primary - Digital Gravy Training

How to Properly Create a Scalable, Dynamic, Overlapping Footer CTA in a Template without Breaking Your Page Design.mp4

Primary - Digital Gravy Training

section-31-15

Primary

Text Color

Background Color

Child Element Layout

Vertical

Horizontal

Grid

Horizontal Item Alignment

Left

Center

Right

Stretch

Gap

px

Tag

footer

Use custom tag

Add Shape Divider

Section

Ready to talk?

Double-click to edit button text.

Logo

Company

What We Do

Legal

08:48

First element in the footer now



Primary - Digital Gravy Training

How to Properly Create a Scalable, Dynamic, Overlapping Footer CTA in a Template without Breaking Your Page Design.mp4

https://training.digitalgravy.dev/?ct_template=primary&ct_builder=true

Hey! Business Business Made Sim... Biz Dashboard Hosting Resources Personal Automatic CSS MarketingAutomation Automatic.css HelpScout Basecamp Facebook Geni.us InnerCircle Automatic.css Com... Discord Inspiration Crypto SCSS Accessibility Jasper Outdoors

Previewing Home

Section (#99)

Section

section-99-15 state

Primary Advanced

All Styles / Background / Gradient

Add a Color

rgba(0,0,0,0) 50%

-base-ultra-dark 50%

Type

linear radial

Angle

This is a fake overlap. We achieved this with a 2 color gradient

Ready to talk?

Lorem ipsum dolor sit amet, consectetur adipiscing elit, sed do eiusmod tempor incididunt ut labore et dolore magna aliqua.

Contact us

Logo

Lorem ipsum dolor sit amet, consectetur adipiscing elit, sed do eiusmod tempor incididunt ut labore et dolore magna aliqua.

f t i

Company

About Us

Leadership

Contact Us

What We Do

Products

Services

Principals

Legal

Terms of Service

Privacy Policy

Accessibility Policy

10:37

How to Properly Create a Scalable, Dynamic, Overlapping Footer CTA in a Template without Breaking Your Page Design.mp4

Primary - Digital Gravy Training XHome - Digital Gravy Training XLorem Ipsum - Generator, Origin...

https://training.digitalgravy.dev

Hey! Business Business Made Sim... Biz Dashboard Hosting Resources Personal Automatic CSS MarketingAutomation Automatic.css HelpScout Basecamp Facebook Geni.us InnerCircle Automatic.css Com... Discord Inspiration Crypto SCSS Accessibility Jasper Outdoors

Digital Gravy Training Customize 4 0 + New Edit Page WS Form Rank Math SEO Automatic CSS

Howdy, Kevin Geary

This white gap is the problem

Only if the section above the CTA is white you don't see the gap. So this is really an unusable fake

Ready to talk?

Lorem ipsum dolor sit amet, consectetur adipiscing elit, sed do eiusmod tempor incididunt ut labore et dolore magna aliqua.

Contact us

Logo

Lorem ipsum dolor sit amet, consectetur adipiscing elit, sed do eiusmod tempor incididunt ut labore et dolore magna aliqua.

Company

About Us

Leadership

Contact Us

What We Do

Products

Services

Principals

Legal


Terms of Service

Privacy Policy

Accessibility Policy

11:11

Content



But the problem with this approach is that the last page section is far too close to the footer (the CTA).

We could get the space back with some tricks but if your site has lots of pages it'll become a nightmare.

Ready to talk?

Lorem ipsum dolor sit amet, consectetur adipiscing elit, sed do eiusmod tempor incididunt ut labore et dolore magna aliqua.

Contact us

And if the CTA ever goes away you're left with lots of pages where you have to correct the space one by one



Primary - Digital Gravy Training x Home - Digital Gravy Training x Home - Digital Gravy Training x Lorem Ipsum - Generator, Origin: x +

https://training.digitalgravy.dev/?ct_builder=true&ct_inner=true

Hey! Business Business Made Sim... Biz Dashboard Hosting Resources Personal Automatic CSS MarketingAutomation Automatic.css HelpScout Basecamp Facebook Geni.us InnerCircle Automatic.css Com... Discord Inspiration Crypto SCSS Accessibility Jasper Outdoors

Section (#20)

Section

CLASS final-section state

Primary Advanced

Text Color

Background Color

Child Element Layout

Vertical Horizontal Grid

Gap


px

Tag

section

Use custom tag

Add Shape Divider



Structure

Expand All Collapse All

- Inner Content
 - Section (#18)
 - Section (#20)
 - Section (#19)

The next problem occurs if the section is moved to another place. Then we have too much space left - and this on probably a lot of pages

Ready to talk?

Lorem ipsum dolor sit amet, consectetur adipiscing elit, sed do eiusmod tempor incididunt ut labore et dolore magna aliqua.

Contact us



Primary - Digital Gravy Training

Home - Digital Gravy Training

Lorem Ipsum - Generator, Origin...

https://training.digitalgravy.dev/?ct_template=primary&ct_builder=true

Hey! Business Business Made Sim... Biz Dashboard Hosting Resources Personal Automatic CSS MarketingAutomation Automatic.css HelpScout Basecamp Facebook Geni.us InnerCircle Automatic.css Com... Discord Inspiration Crypto SCSS Accessibility Jasper Outdoors

Div (#92)
Section > Div

CLASS footer-cta2 state

Primary Advanced

Background

Size & Spacing

Layout

Typography

Borders


Effects

Custom CSS

JavaScript

Attributes

Lock Selector Styles



Now this is our starting point. We have all the padding needed and if we take the CTA away...

Ready to talk?

Lorem ipsum dolor sit amet, consectetur adipiscing elit, sed do eiusmod tempor incididunt ut labore et dolore magna aliqua.

Contact us

Logo

Company

What We Do

Legal

Structure

Expand All Collapse All

Body

Header

Inner Content

Footer

Div (#92)

Inner

22:25



Primary - Digital Gravy Training

Home - Digital Gravy Training

Lorem Ipsum - Generator, Origin...

https://training.digitalgravy.dev/?ct_template=primary&ct_builder=true

Hey! Business Business Made Sim... Biz Dashboard Hosting Resources Personal Automatic CSS MarketingAutomation Automatic.css HelpScout Basecamp Facebook Geni.us InnerCircle Automatic.css Com... Discord Inspiration Crypto SCSS Accessibility Jasper Outdoors

Div (#92)
Section > Div

CLASS footer-cta2 state

Primary Advanced

All Styles / Layout

Display

flex inline-flex block inline-block

grid inline none

Float

none left right

Overflow

visible hidden scroll

Clear

none left right both

Visibility

visible hidden

Z-index

Position

static absolute relative fixed


Flexbox Child Controls

Align Self

auto flex-start center flex-end stretch

Order Flex Grow Flex Shrink

Content



...everything is back to normal

Logo

Logo icon

Logo text

Company

About Us

Leadership

Contact Us

What We Do

Products

Services

Principals

Legal

Terms of Service

Privacy Policy

Accessibility Policy

Structure

Expand All Collapse All

Body

Header

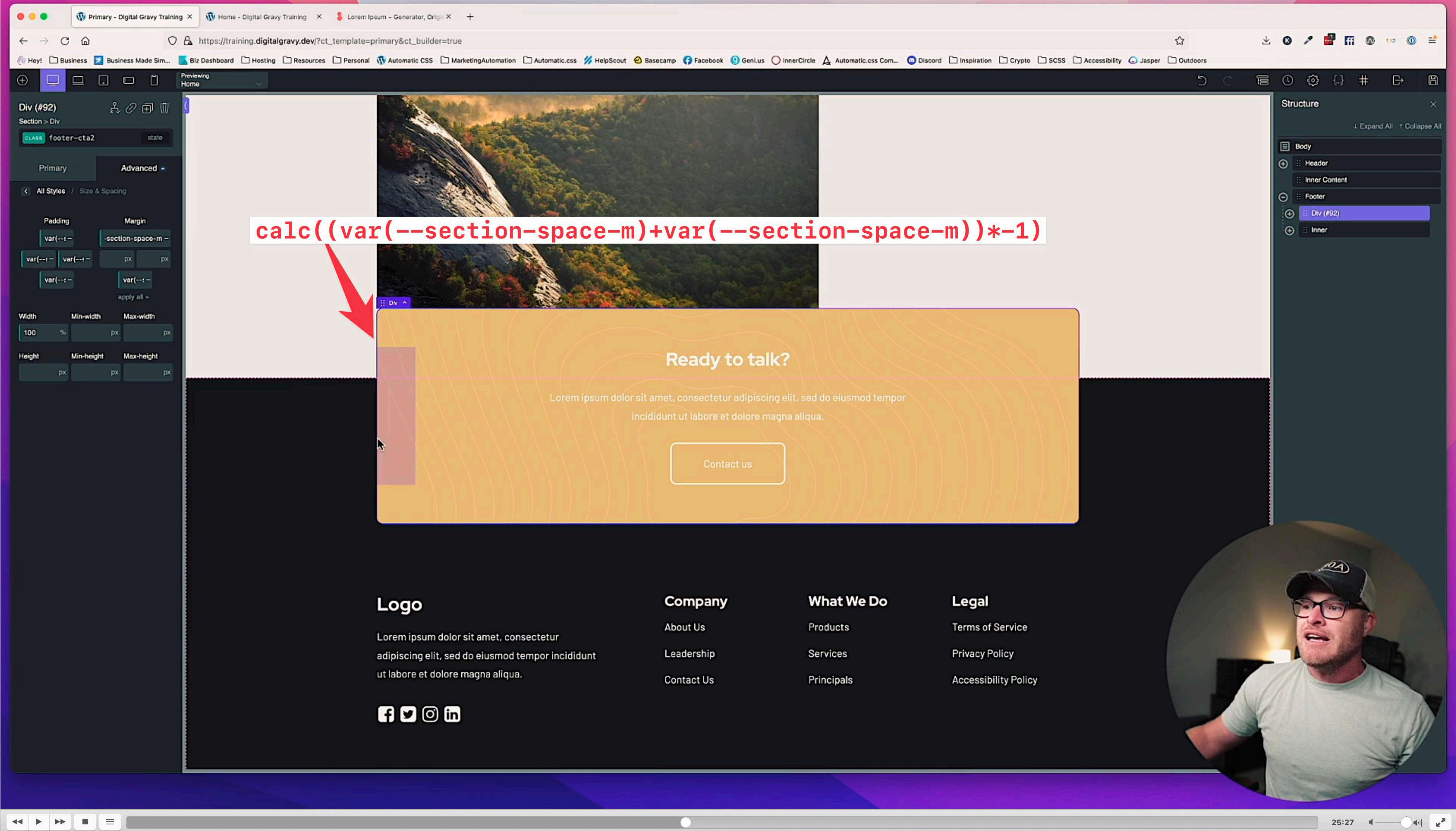
Inner Content

Footer

Div (#92)

Inner

22:27



Primary - Digital Gravy Training

Home - Digital Gravy Training

Lorem Ipsum - Generator, Origin...

https://training.digitalgravy.dev/?ct_template=primary&ct_builder=true

Hey! Business Business Made Sim... Biz Dashboard Hosting Resources Personal Automatic CSS MarketingAutomation Automatic.css HelpScout Basecamp Facebook Geni.us InnerCircle Automatic.css Com... Discord Inspiration Crypto SCSS Accessibility Jasper Outdoors

Div (#92)
Section > Div
CLASS footer-cta2 state

Primary Advanced

All Styles / Layout

Display
flex inline-flex block inline-block
grid inline none

Flex Direction
column row Reverse

Gap
var(--space-m)

Align Items
flex-start center flex-end stretch

Justify Content
flex-start center flex-end
space-between space-around

Flex Wrap
nowrap wrap wrap-reverse

Align Content
flex-start center flex-end
space-around stretch


Float
none left right

Overflow
visible hidden scroll

Clear
none left right both

Visibility
visible hidden

Content



Ready to talk?
Lorem ipsum dolor sit amet, consectetur adipiscing elit, sed do eiusmod tempor
incididunt ut labore et dolore magna aliqua.
Contact us

Structure

Expand All Collapse All

Body

Header

Inner Content

Footer

Div (#92)

Inner

Logo

Company

What We Do

Legal

Footer Content

Now: How do we get the last section on the page not touching the CTA?

27:33

How to Properly Create a Scalable, Dynamic, Overlapping Footer CTA in a Template without Breaking Your Page Design.mp4


Primary - Digital Gravy Training ×Home - Digital Gravy Training ×Lorem Ipsum - Generator, Orig...

https://training.digitalgravy.dev

Hey! Business Business Made Sim...Biz Dashboard Hosting Resources Personal Automatic CSS MarketingAutomation Automatic.css HelpScout Basecamp Facebook Geni.us InnerCircle Automatic.css Com...Discord Inspiration Crypto SCSS Accessibility Jasper Outdoors

Digital Gravy TrainingCustomize40+ NewEdit PageWS FormRank Math SEOAutomatic CSS

Howdy, Kevin Geary



Only putting margin on the last section does not work. We again have the white space





Ready to talk?

Lorem ipsum dolor sit amet, consectetur adipiscing elit, sed do eiusmod tempor incididunt ut labore et dolore magna aliqua.

Contact us

Logo

Lorem ipsum dolor sit amet, consectetur adipiscing elit, sed do eiusmod tempor incididunt ut labore et dolore magna aliqua.



Company


[About Us](#)[Leadership](#)[Contact Us](#)

What We Do

[Products](#)[Services](#)[Principals](#)

Legal

[Terms of Service](#)[Privacy Policy](#)[Accessibility Policy](#)



⏮⏪⏩⏭

29:13

🔊

🔍

How to Properly Create a Scalable, Dynamic, Overlapping Footer CTA in a Template without Breaking Your Page Design.mp4

Primary - Digital Gravy Training

Home - Digital Gravy Training

Lorem Ipsum - Generator, Origin...


https://training.digitalgravy.dev

Hey! Business Business Made Sim... Biz Dashboard Hosting Resources Personal Automatic CSS MarketingAutomation Automatic.css HelpScout Basecamp Facebook Geni.us InnerCircle Automatic.css Com... Discord Inspiration Crypto SCSS Accessibility Jasper Outdoors

Digital Gravy Training Customize 4 0 + New Edit Page WS Form Rank Math SEO Automatic CSS

Howdy, Kevin Geary


Content



Ready to talk?


Lorem ipsum dolor sit amet, consectetur adipiscing elit, sed do eiusmod tempor incididunt ut labore et dolore magna aliqua.

We need to find a way to add margin-bottom to the last section/div of the page automatically!



30:31

Content



This is the Oxygen styling -

```
<main id="main" class="ct-div-block"> flex
  <div id="inner_content-4-51" class="ct-inner-content"> overflow
    <section id="section-18-2" class=" ct-section bg--base-dark"> ... </section>
    <section id="section-19-2" class=" ct-section bg--base-medium"> ... </section>
    <section id="section-20-2" class=" ct-section bg--base-ultra-light owl--m"> ... </section>
  </div>
</main>
```

```
element {
}
.ct-inner-content {
  width: 100%;
}
*, ::after, ::before {
  box-sizing: inherit;
}
*, ::before, ::after {
  box-sizing: border-box;
```



Home - Digital Gravy Training

...

...

https://training.digitalgravy.dev/?ct_builder=true&ct_inner=true

Hey! Business Business Made Sim... Biz Dashboard Hosting Resources Personal Automatic CSS MarketingAutomation Automatic.css HelpScout Basecamp Facebook Geni.us InnerCircle Automatic.css Com... Discord Inspiration Crypto SCSS Accessibility Jasper Outdoors

Zoom: 72%

STYLE SHEET

Training

Folder

1 #main > * > *last-child {

2 border: 5px solid red;

3 }

Stylesheets

Add Stylesheet Add Folder

Enabled

Uncategorized

accessibility

Blog

buttons

Forms

Cards

Training


Disabled

Uncategorized

Select all direct childs of #main (the Oxygen div inner wrapper), then the last child in that div

We are targeting the last child of the page

Content



Ready to talk?

...

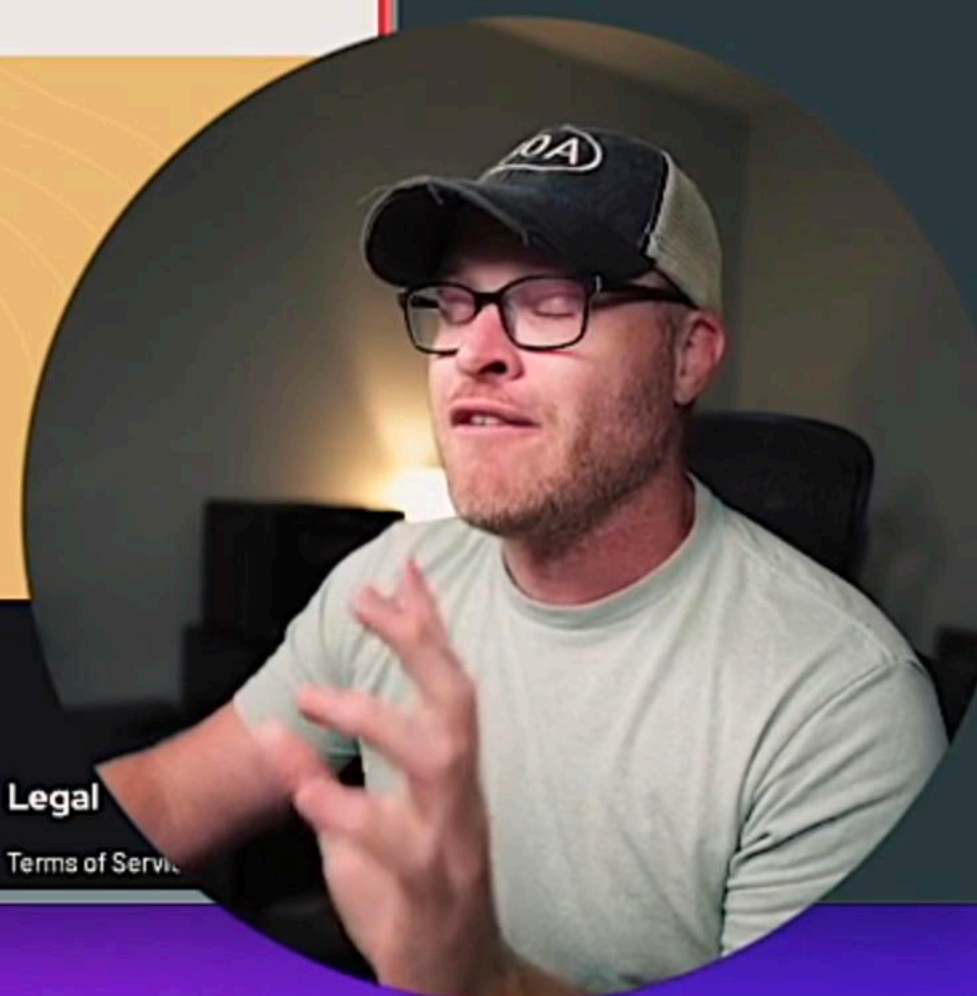
Contact us

Logo

Company

What We Do

Legal



Home - Digital Gravy Training

Home - Digital Gravy Training

Home - Digital Gravy Training

Lorem Ipsum - Generator, Origin...

+

https://training.digitalgravy.dev/?ct_builder=true&ct_inner=true

Hey! Business Business Made Sim... Biz Dashboard Hosting Resources Personal Automatic CSS MarketingAutomation Automatic.css HelpScout Basecamp Facebook Geni.us InnerCircle Automatic.css Com... Discord Inspiration Crypto SCSS Accessibility Jasper Outdoors

Section (#20)
Section
id section-20-2 state

Primary Advanced

Text Color
Background Color

Child Element Layout
Vertical Horizontal Grid


Horizontal Item Alignment
Left Center Right Stretch

Gap
px


Tag
section
Use custom tag

Add Shape Divider

Content



Content



Stylesheets

Add Stylesheet Add Folder

Enabled

Uncategorized

accessibility

Blog

buttons

Forms


Cards

Training

Disabled

Uncategorized

Now if we duplicate the section,
the old one has normal padding
and the new one (which is now the
last one) has our new settings



40:25

Dashboard

Posts

Media

Pages

Comments

WS Form

Rank Math

Appearance

Plugins 4

Users

Tools

Settings

Automatic CSS

M

Meta Box

Dashboard

Post Types

Taxonomies

Custom Fields

Relationships

Settings Pages

Views

Template

Extensions

License

WPCodeBox

Oxygen

Gridbuilder WP

FakerPress

Collapse menu

Add New Field Group

Home - Digital Gravy Training

Home - Digital Gravy Training

WordPress - Generator, Origin

+

https://training.digitalgravy.dev/wp-admin/post-new.php?post_type=meta-box

Hey! Business Business Made Sim... Biz Dashboard Hosting Resources Personal Automatic CSS MarketingAutomation Automatic.css HelpScout Basecamp Facebook Geni.us InnerCircle Automatic.css Com... Discord Inspiration Crypto SCSS Accessibility Jasper Outdoors

Digital Gravy Training 4 0 + New WS Form Rank Math SEO Automatic CSS

Howdy, Kevin Geary

Screen Options

Add New Field Group

Primary

Fields Settings

Get PHP Code

Location Post type Page (page)

Advanced location rules + Add Rule

Toggle rules + Add Rule

Conditional logic + Add Rule

Position After content

Priority High

Style Standard (WordPress meta box)

Collapsed by default

Tab style

Default active tab ID

Save data in a custom table

Custom CSS class

Field ID prefix

Custom settings + Add New

Publish

Save Draft

Status: Draft Edit

Visibility: Public Edit

Publish immediately Edit

Move to Trash Publish

Field Group ID

Video tutorials

How to create custom fields

Understanding field types

The control needs to be on a per page basis

Oxygen

Please save before editing with Oxygen.

RENDER PAGE USING TEMPLATE

Lock Post In Edit Mode

+ Shortcodes (read only)

+ JSON



How to Properly Create a Scalable, Dynamic, Overlapping Footer CTA in a Template without Breaking Your Page Design.mp4

WordPress Add New Field Group

Home - Digital Gravy Training

Home - Digital Gravy Training

WordPress Lorem Ipsum - Generator, Original

https://training.digitalgravy.dev/wp-admin/post-new.php?post_type=meta-box

Hey! Business Business Made Sim... Biz Dashboard Hosting Resources Personal Automatic CSS MarketingAutomation Automatic.css HelpScout Basecamp Facebook Geni.us InnerCircle Automatic.css Com... Discord Inspiration Crypto SCSS Accessibility Jasper Outdoors

Digital Gravy Training 4 0 + New WS Form Rank Math SEO Automatic CSS

Howdy, Kevin Geary

Dashboard

Posts

Media

Pages

Comments

WS Form

Rank Math

Appearance

Plugins 4

Users

Tools

Settings

Automatic CSS

M Meta Box

Dashboard

Post Types

Taxonomies

Custom Fields

Relationships

Settings Pages

Views

Template

Extensions

License

WPCodeBox

Oxygen

Gridbuilder WP

FakerPress

Collapse menu

Add New Field Group

Primary

Fields Settings

Get PHP Code

Show CTA Footer?

radio trash print

General Advanced

Label Show CTA Footer?

ID show_cta_footer

Type Radio

Label description

Input description

Choices Yes No

Default value Yes

Inline

Required

Cloneable

Show as an admin column

Columns 12

Tooltip

+ Add Field

Field Group ID

Video tutorials

How to create custom fields

Understanding field types

Publish

Save Draft

Status: Draft Edit

Visibility: Public Edit

Publish immediately Edit

Move to Trash

Publish

Oxygen

Please save before editing with Oxygen.

RENDER PAGE USING TEMPLATE

43:07

How to Properly Create a Scalable, Dynamic, Overlapping Footer CTA in a Template without Breaking Your Page Design.mp4

Edit Page "Home" • Digital Gravy

Home - Digital Gravy Training

Home - Digital Gravy Training

Lorem Ipsum - Generator, Origin

https://training.digitalgravy.dev/wp-admin/post.php?post=2&action=edit

Hey! Business Business Made Sim... Biz Dashboard Hosting Resources Personal Automatic CSS MarketingAutomation Automatic.css HelpScout Basecamp Facebook Geni.us InnerCircle Automatic.css Com... Discord Inspiration Crypto SCSS Accessibility Jasper Outdoors

WordPress

+

Switch to draft

Preview

Update

5 / 100

Page

Block

Status & visibility

Visibility

Public

Publish

January 23, 2021 6:59 pm

Author

Kevin Geary

Permalink

VIEW PAGE

https://training.digitalgravy.dev/c/

Discussion

Page Attributes

Link Suggestions

We can't show any link suggestions for this post. Try selecting categories and tags for this post, and mark other posts as Pillar Content to make them show up here.

Home

Type / to choose a block

+

Oxygen

Oxygen is open in another tab or by another user.
Please close the other instance of the builder and refresh this page to edit.
Open Anyway

RENDER PAGE USING TEMPLATE

Default (Main)

Lock Post In Edit Mode

+ Shortcodes (read only)

+ JSON

+ Revisions

Oxygen - Design Set Options

Include this page in the default setup

Include the sections in this page in the library

Include this entire page in the library

SCREENSHOTS

Warning: Screenshots never generated

Specify Your Custom Screenshot URL

Generate Screenshots

Primary

Show CTA Footer?

Yes

No

Page



Browser tabs: Edit Page "Home" - Digital Gravy, Primary - Digital Gravy Training, Home - Digital Gravy Training, Lorem Ipsum - Generator, Origin...

Address bar: https://training.digitalgravy.dev/?ct_template=primary&ct_builder=true

Navigation bar: Hey!, Business, Business Made Sim..., Biz Dashboard, Hosting, Resources, Personal, Automatic CSS, MarketingAutomation, Automatic.css, HelpScout, Basecamp, Facebook, Geni.us, InnerCircle, Automatic.css Com..., Discord, Inspiration, Crypto, SCSS, Accessibility, Jasper, Outdoors

Left sidebar: Div (#92), Section > Div, footer-cta2, Primary, Advanced, Layout Child Elements, Gap, Width, Background color, Tag, Use custom tag

Conditions dialog:

[oxygen data="custom_metabox_content" display="label" settings_path="sh] = No

Add Condition

Double-

If the custom field is not equal to ,No', show the CTA. That is better than equal to ,Yes' because in that case every page needs to be saved first...

Footer: f t i n



How to Properly Create a Scalable, Dynamic, Overlapping Footer CTA in a Template without Breaking Your Page Design.mp4

WordPress

Edit Page "Home" - Digital Gravy XPrimary - Digital Gravy Training XHome - Digital Gravy Training XLorem Ipsum - Generator, Origin X

https://training.digitalgravy.dev

Hey! Business Business Made Sim...Biz Dashboard Hosting Resources Personal Automatic CSS MarketingAutomation Automatic.css HelpScout Basecamp Facebook Geni.us InnerCircle Automatic.css Com...Discord Inspiration Crypto SCSS Accessibility Jasper Outdoors

Digital Gravy TrainingCustomize40+ NewEdit PageWS FormRank Math SEOAutomatic CSS

Howdy, Kevin Geary

Double-click this headline to edit the text.

Now we can switch our CTA on and off on a per page basis but didn't solve our problem here with the padding

Logo

Lorem ipsum dolor sit amet, consectetur adipiscing elit, sed do eiusmod tempor incididunt ut labore et dolore magna aliqua.

Company

About Us

Leadership

Contact Us

What We Do

Products

Services

Principals

Legal

Terms of Service

Privacy Policy

Accessibility Policy

47:07

How to Properly Create a Scalable, Dynamic, Overlapping Footer CTA in a Template without Breaking Your Page Design.mp4

Primary - Digital Gravy Training

Home - Digital Gravy Training

WordPress - Generator, Origin

https://training.digitalgravy.dev/?ct_template=primary&ct_builder=true

Hey! Business Business Made Sim... Biz Dashboard Hosting Resources Personal Automatic CSS MarketingAutomation Automatic.css HelpScout Basecamp Facebook Geni.us InnerCircle Automatic.css Com... Discord Inspiration Crypto SCSS Accessibility Jasper Outdoors

CTA Footer Correction

Section > Code Block

code_block-96-15 state

Primary Advanced

Tag

div

Use custom tag

{ ... } PHP & HTML

{ ... } CSS

JS JavaScript

Structure

Expand All Collapse All

Body

Header

Inner Content

Footer

CTA Footer Correction

CTA Footer

Inner

Double-click this headline to edit the text.

Ready to talk?

Lorem ipsum dolor sit amet, consectetur adipiscing elit, sed do eiusmod tempor incididunt ut labore et dolore magna aliqua.

Code Block

We add a code block to the footer

Logo

Lorem ipsum dolor sit amet, consectetur adipiscing elit, sed do eiusmod tempor incididunt ut labore et dolore magna aliqua.

Company

About Us

Leadership

Contact Us

What We Do

Products

Services

Principals

Legal

Terms of Service

Privacy Policy

Accessibility Policy

Facebook

Twitter

Instagram

LinkedIn

48:03

Browser tabs: Edit Page "Home" • Digital Gravy X Primary - Digital Gravy Training X Home - Digital Gravy Training X Lorem Ipsum - Generator, Origin X +

Address bar: https://training.digitalgravy.dev/?ct_template=primary&ct_builder=true

Navigation: Hey! Business Business Made Sim... Biz Dashboard Hosting Resources Personal Automatic CSS MarketingAutomation Automatic.css HelpScout Basecamp Facebook Geni.us InnerCircle Automatic.css Com... Discord Inspiration Crypto SCSS Accessibility Jasper Outdoors

CTA Footer Correction
Section > Code Block
code_block-96-15

Primary Advanced

Conditions

[oxygen data="custom_metabox_content" display="label" settings_path="sh] = No

Add Condition

Structure

- Body
 - Header
 - Inner Content
 - Footer
 - CTA Footer Correction
 - CTA Footer
 - Inner

```
1 /* Adds corrective padding to last content block if no CTA is present
2
3 #main > * > *:not(.cta-section):last-child
4 #main > * > *.cta-section:last-child .cta-section
5 padding-bottom: calc(var(--section-gap) + 10px);
6 }
```

Same condition as before

Now this means „don't show the styling either if there's no CTA"

Footer: ut labore et dolore magna aliqua. Contact Us Principals

Editor Theme Wrap Apply Code Collapse Editor



