

Link to Video

Loading external partials

Internal partial



Dashboard

Posts

Media

Pages

Comments

Appearance

Plugins

Users

Tools

Settings

Automatic CSS

WPCodeBox

Oxygen

Collapse menu

Edit SCSS snippet

Title: Global

Description (optional)

How to render the SCSS: External File

Minify Output: Off

Autoreload Changes: On

Script Location: Header

Snippet Order: 10

Where to run the snippet: Everywhere

1 @import 'plugins/automaticcss-plugin/assets/scss/dashboard/breakpoints.scss';

2 @import 'plugins/automaticcss-plugin/assets/scss/dashboard/button-vars.scss';

3 @import 'plugins/automaticcss-plugin/assets/scss/dashboard/color-vars.scss';

4 @import 'plugins/automaticcss-plugin/assets/scss/dashboard/spacing-vars.scss';

5 @import 'plugins/automaticcss-plugin/assets/scss/dashboard/text-vars.scss';

6 @import 'plugins/automaticcss-plugin/assets/scss/helpers/functions.scss';

7 @import 'plugins/automaticcss-plugin/assets/scss/helpers/calc-math.scss';

8 @import 'plugins/automaticcss-plugin/assets/scss/helpers/mixins.scss';

9 @use 'Components/Cards';

10

11 // fluid-text (1rem, 1, 2)

12 // fluid-padding (1rem, 1, 2)

13 // fluid-section-padding (1rem, 1, 2)

14 // breakpoint(extension)

15 // breakpoint-up(extension)

16



WP Code Box - Sneak Peek - Kevin Geary.mp4

FirefoxFileEditViewHistoryBookmarksToolsWindowHelp

GoogleGeneral Bricks Discussion | AutoAndrea MacconeEditing Bricks SetupWPCodeBox - ACSS - WordPressOxygen Visual Editor - Text - A

acss.local/wp-admin/admin.php?page=wpcb_menu_page_php

Hey!BusinessBusiness Made Sim...HostingResourcesPersonalAutomatic CSSMarketingAutomationAutomatic.cssHelpScoutBasecampFacebookGeni.usInnerCircleAutomatic.css Com...DiscordInspirationCryptoSCSSAccessibilityJasperOutdoorsIC

ACSS0NewAutomatic CSS

DashboardPostsMediaPagesCommentsAppearancePluginsUsersToolsSettings4:36Automatic CSSWPCodeBoxOxygenCollapse menu

Edit SCSS snippet

EnabledSAVE (Ctrl + S)PREVIEWFORMAT CODE (Ctrl + B)DELETE

TitleGlobal

Description (optional)

How to render the SCSSExternal FileMinify OutputAutoreload ChangesScript LocationHeaderSnippet Order10Where to run the snippetEverywhere

1 @import 'plugins/automaticcss-plugin/assets/scss/dashboard/breakpoints.scss';

2 @import 'plugins/automaticcss-plugin/assets/scss/dashboard/button-vars.scss';

3 @import 'plugins/automaticcss-plugin/assets/scss/dashboard/color-vars.scss';

4 @import 'plugins/automaticcss-plugin/assets/scss/dashboard/spacing-vars.scss';

5 @import 'plugins/automaticcss-plugin/assets/scss/dashboard/text-vars.scss';

6 @import 'plugins/automaticcss-plugin/assets/scss/helpers/functions.scss';

7 @import 'plugins/automaticcss-plugin/assets/scss/helpers/calc-math.scss';

8 @import 'plugins/automaticcss-plugin/assets/scss/helpers/mixins.scss';

9 @use 'Components/Cards';

10

11 // fluid-text(1rem, 1, 2)

12 // fluid-padding(1rem, 1, 2)

13 // fluid-section-padding(1rem, 1, 2)

14 // breakpoint(extension)

15 // breakpoint-up(extension)

16

17 .text--3xl {

18 @include fluid-text(4rem, 4, 9);

19 }

20

New SnippetRepositorySettingsSupport


Search Snippets...


Local Snippets

Global

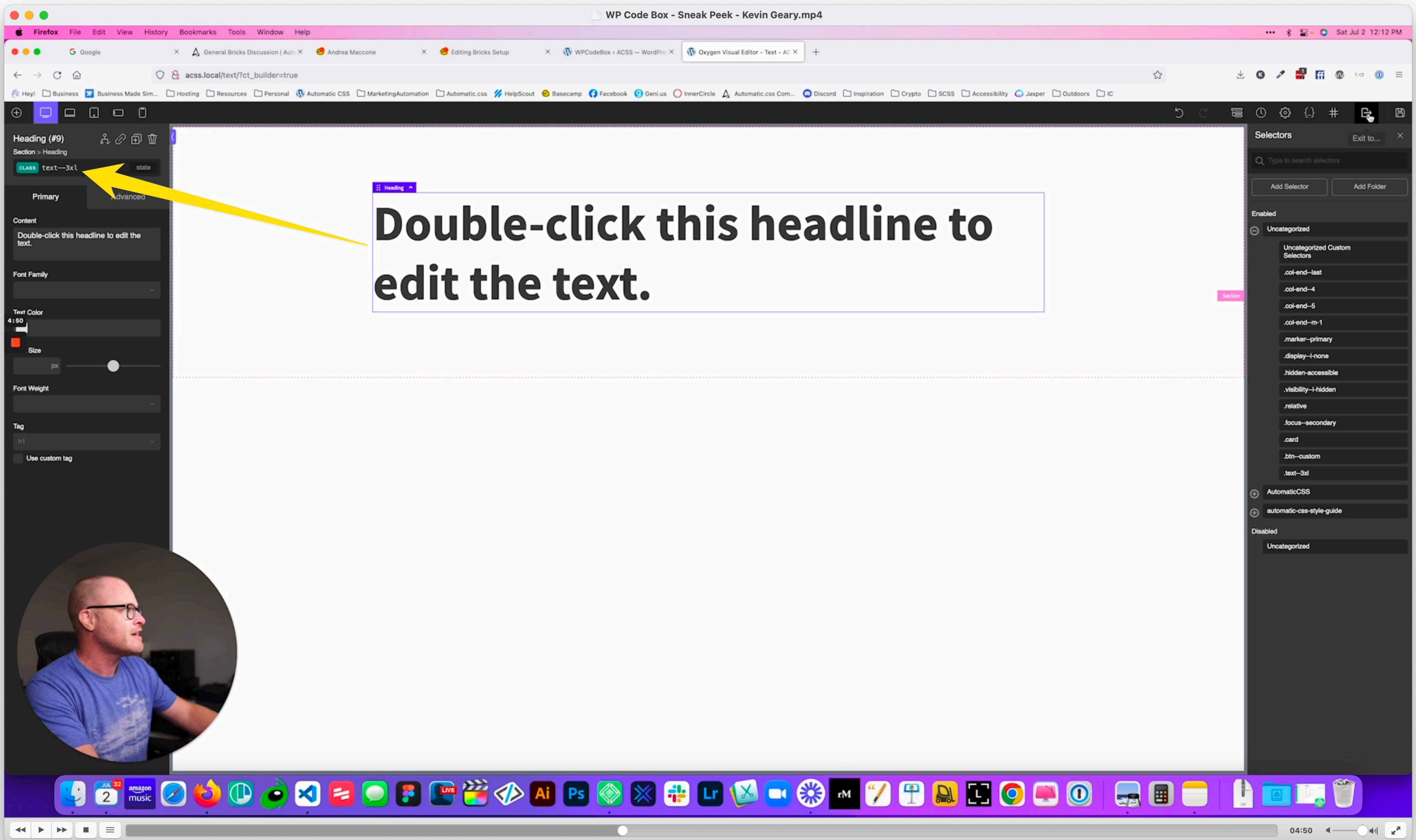
Components

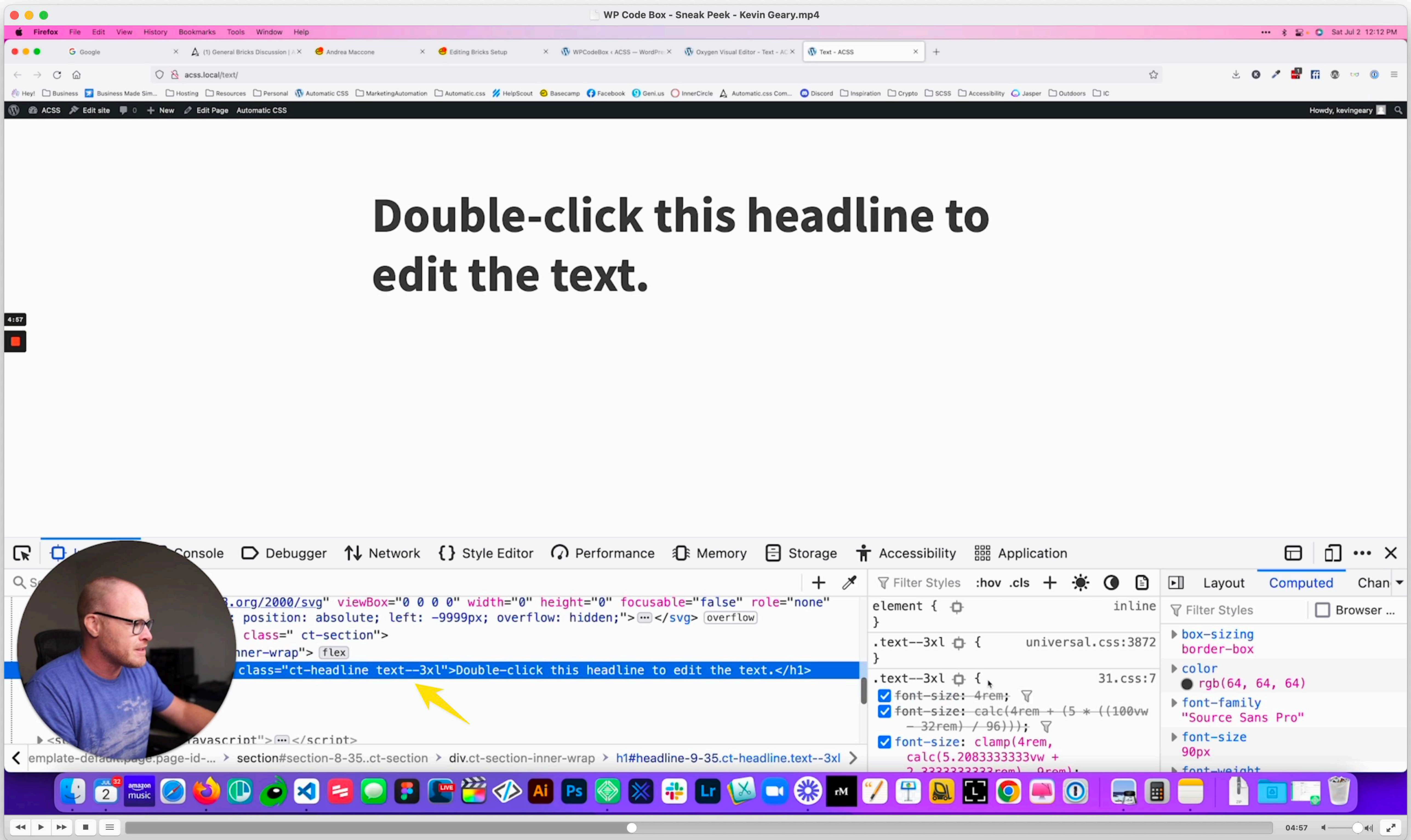
Now we have a custom class 'text--3xl' which is fully responsive between mobile and desktop with a fallback to rem if a browser does not understand Clamp or Calc





04:36





The screenshot shows a web browser window with a video player. The video content is a large, bold headline that reads "Double-click this headline to edit the text." Below the video, the browser's developer tools are open, displaying the HTML and CSS for the page. A yellow arrow points to the headline text in the HTML code, which is highlighted in blue. The headline is part of a class "ct-headline text--3xl". The developer tools also show the CSS styles for the headline, including font-size and font-family.

The screenshot shows a web browser window with a video player. The video content is a large, bold headline that reads "Double-click this headline to edit the text." Below the video, the browser's developer tools are open, displaying the HTML and CSS for the page. A yellow arrow points to the headline text in the HTML code, which is highlighted in blue. The headline is part of a class "ct-headline text--3xl". The developer tools also show the CSS styles for the headline, including font-size and font-family.

The screenshot shows a web browser window with a video player. The video content is a large, bold headline that reads "Double-click this headline to edit the text." Below the video, the browser's developer tools are open, displaying the HTML and CSS for the page. A yellow arrow points to the headline text in the HTML code, which is highlighted in blue. The headline is part of a class "ct-headline text--3xl". The developer tools also show the CSS styles for the headline, including font-size and font-family.

Double-click this headline to edit the text.

```

<h1 class="ct-headline text--3xl">Double-click this headline to edit the text.</h1>

```

Double-click this headline to edit the text.

```

<h1 class="ct-headline text--3xl">Double-click this headline to edit the text.</h1>

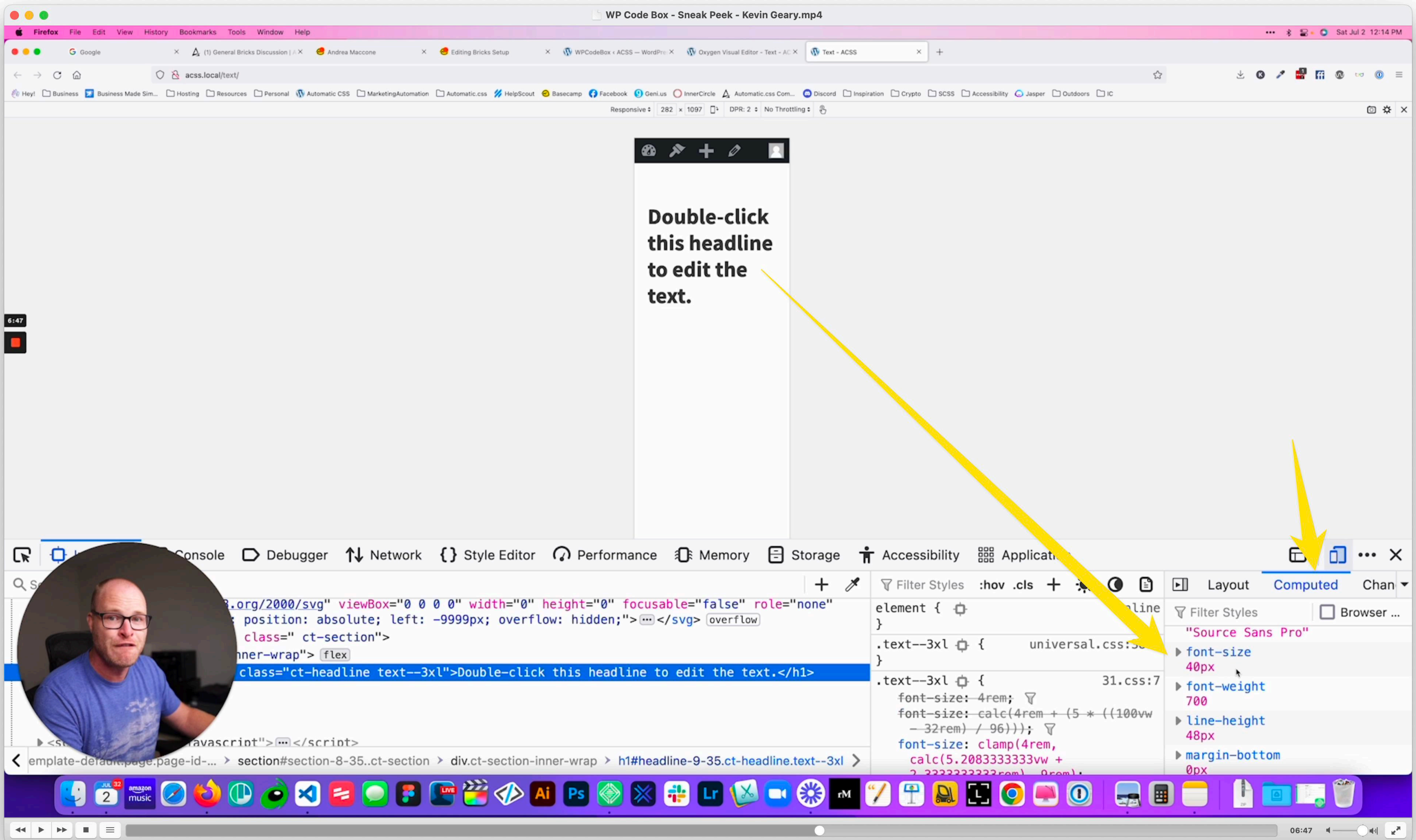
```


Double-click this headline to edit the text.

This comes from the mixin

```
<img alt="Kevin Geary" data-bbox="35 615 185 855"/>  
...org/2000/svg" viewBox="0 0 0 0" width="0" height="0" focusable="false" role="none"  
position: absolute; left: -9999px; overflow: hidden;">...</svg> overflow  
class=" ct-section">  
inner-wrap"> flex  
class="ct-headline text--3xl">Double-click this headline to edit the text.</h1>
```

```
.text--3xl {  
  font-size: 4rem;  
  font-size: calc(4rem + (5 * ((100vw - 32rem) / 96)));  
  font-size: clamp(4rem, calc(5.208333333vw + 2.333333333rem), 9rem);  
}
```

WP Code Box - Sneak Peek - Kevin Geary.mp4

FirefoxFileEditViewHistoryBookmarksToolsWindowHelp

Google(1) General Bricks Discussion | Andrea MacconeEditing Bricks SetupWPCodeBox - ACSS - WordPressOxygen Visual Editor - Text - ACSSText - ACSS

acss.local/wp-admin/admin.php?page=wpcb_menu_page_php

Hey!BusinessBusiness Made Sim...HostingResourcesPersonalAutomatic CSSMarketingAutomationAutomatic.cssHelpScoutBasecampFacebookGeni.usInnerCircleAutomatic.css Com...DiscordInspirationCryptoSCSSAccessibilityJasperOutdoorsIC

ACSS0NewAutomatic CSSHowdy, kevingeary

DashboardPostsMediaPagesCommentsAppearancePluginsUsersToolsSettingsAutomatic CSSWPCodeBoxOxygenCollapse menu

Edit SCSS snippet

EnabledSAVE (Ctrl + S)PREVIEWFORMAT CODE (Ctrl + B)DELETE

TitleGlobal

Description (optional)

How to render the SCSSExternal FileMinify OutputAutoreload ChangesScript LocationHeaderSnippet Order10Where to run the snippetEverywhere

1 @import 'plugins/automaticcss-plugin/assets/scss/dashboard/breakpoints.scss';

2 @import 'plugins/automaticcss-plugin/assets/scss/dashboard/button-vars.scss';

3 @import 'plugins/automaticcss-plugin/assets/scss/dashboard/color-vars.scss';

4 @import 'plugins/automaticcss-plugin/assets/scss/dashboard/spacing-vars.scss';

5 @import 'plugins/automaticcss-plugin/assets/scss/dashboard/text-vars.scss';

6 @import 'plugins/automaticcss-plugin/assets/scss/helpers/functions.scss';

7 @import 'plugins/automaticcss-plugin/assets/scss/helpers/calc-math.scss';

8 @import 'plugins/automaticcss-plugin/assets/scss/helpers/mixins.scss';

9 @use 'Components/Cards';

10

11 // fluid-text(1rem, 1, 2)

12 // fluid-padding(1rem, 1, 2)

13 // fluid-section-padding(1rem, 1, 2)

14 // breakpoint(extension)

15 // breakpoint-up(extension)

16

17 .text--3xl {

18 @include fluid-text(4rem, 4, 9);

19 }

20

21

22

New SnippetRepositorySettingsSupport

Search Snippets...

Local Snippets

Global

Components

You can't use Variables in Media Queries in CSS! Limitation.

But in Sass you can

7:50JUL 2amazon musicVS CodeFigmaLIVECanvaAiPsSketchXcodeLrScissorsZoomrMGooglePhotosCalendarNotesFilesTrash

07:50



WP Code Box - Sneak Peek - Kevin Geary.mp4

Firefox File Edit View History Bookmarks Tools Window Help

Google (1) General Bricks Discussion | Andrea Maccone Editing Bricks Setup WPCodeBox < ACSS - WordPre Oxygen Visual Editor - Text - AC Text - ACSS

acss.local/text/

Responsive: 670 x 1097 DPR: 2 No Throttling

Double-click this headline to edit the text.

0:55

Console Debugger Network Style Editor Performance Memory Storage Accessibility Application

Filter Styles :hov .cls +

element { inline

.text--3xl { universal.css:3872

@media (max-width: 767px) 31.css:13

.text--3xl { font-size: 1rem;

.text--3xl { 31.css:7 font-size: 4rem;

Layout Computed Chan

Filter Styles Browser ...

box-sizing border-box

color ● rgb(64, 64, 64)

font-family "Source Sans Pro"

font-size 10px

font-weight

template-default:page.page-id-... > section#section-8-35..ct-section > div.ct-section-inner-wrap > h1#headline-9-35.ct-headline.text--3xl

08:55



WP Code Box - Sneak Peek - Kevin Geary.mp4

Firefox File Edit View History Bookmarks Tools Window Help

Google (1) General Bricks Discussion | Andrea Maccone Editing Bricks Setup WPCodeBox < ACSS - WordPre Oxygen Visual Editor - Text - AC Text - ACSS

acss.local/text/

Hey! Business Business Made Sim... Hosting Resources Personal Automatic CSS MarketingAutomation Automatic.css HelpScout Basecamp Facebook Geni.us InnerCircle Automatic.css Com... Discord Inspiration Crypto SCSS Accessibility Jasper Outdoors IC

ACSS Edit site 0 + New Edit Page Automatic CSS Howdy, kevingeary




Double-click this headline to edit the text.

9:54

Console Debugger Network Style Editor Performance Memory Storage Accessibility Application

Search

```
<img alt="Bricks logo" data-bbox="180 670 280 700" style="display: block; margin: 0 auto;"/>  
<div class="ct-section">  
  <div class="ct-section-inner-wrap">  
    <h1 class="ct-headline text--3xl">Double-click this headline to edit the text.</h1>  
  </div>  
</div>
```

Filter Styles :hov .cls +    Layout Computed Chan

element { inline

text--3xl { universal.css:3872

@media (min-width: 767px) 31.css:13

.text--3xl {

font-size: 1rem;

}

.text--3xl { 31.css:7

font-size: 4rem;

Filter Styles ☐ Browser ...

box-sizing border-box

color ● rgb(64, 64, 64)

font-family "Source Sans Pro"

font-size 10px

font-weight

template-default:page.page-id-... > section#section-8-35..ct-section > div.ct-section-inner-wrap > h1#headline-9-35.ct-headline.text--3xl >

09:54